



IMS ENGINEERING COLLEGE

IMS ENGINEERING COLLEGE GHAZIABAD

(YEAR OF ESTABLISHMENT - 2002)

[Approved by AICTE & Affiliated to AKTU, Lucknow]

Supporting Document

1.4.1 Institution obtains feedback on the syllabus and its transaction at the institution from the following stakeholders 1) Students 2) Teachers 3) Employers 4) Alumni.

Options:

- A. All of the above
- B. Any 3 of the above ✓**
- C. Any 2 of the above
- D. Any 1 of the above
- E. None of the above

1.4.2 Feedback process of the Institution may be classified as follows:

Options:

- A. Feedback collected, analyzed and action taken and feedback available on website
- B. Feedback collected, analyzed and action has been taken ✓**
- C. Feedback collected and analyzed
- D. Feedback collected
- E. Feedback not collected

| S.no | Content | Page No |
|------|-----------------------------|---------|
| 1 | Feedback by Students | 2-89 |
| 2 | Graduate Alumni Survey | 90-93 |
| 3 | Recruiter/Employer Feedback | 94-127 |

Prahalad

Director

IMS Engineering College
Ghaziabad

Summary Report of Faculty FeedBack Odd Semester(2015-2016)

| Faculty Name | Subject Code | Year | Branch | Lect Delivery average | Subject Understanding | Punctuality average | Timely Assig given | Timely Assig check | AVERAGE | Status |
|---------------------------|--------------|------|--------|-----------------------|-----------------------|---------------------|--------------------|--------------------|-----------------|---------|
| Mr. Arjun Singh Katiyar | NEC-504 | 3 | EC1 | 2.04 | 2 | 1.84 | 1.96 | 1.96 | 1.96 | Average |
| MONICA VERMA | NMBA-034 | 2 | MBA | 2.1489363 | 2.19149 | 2.255319 | 2.106383 | 2.148936 | 2.170213 | Good |
| Mr Pankaj Goel | NEC-503 | 3 | EC1 | 2.2307692 | 2.038461 | 2.269231 | 2.423077 | 2.346154 | 2.261539 | Good |
| Mr Abhishek Sharma | NEC-502 | 3 | EC1 | 2.32 | 2.44 | 2.52 | 2.32 | 2.2 | 2.36 | Good |
| Dr Pankaj Agarwal | EOE-031 | 2 | 2CS | 2.1836734 | 2.183673 | 2.714286 | 2.469388 | 2.326531 | 2.37551 | Good |
| Mr. Updesh Kumar Jaiswal | TS-001 | 3 | IT | 2.4444444 | 2.305556 | 2.555556 | 2.5 | 2.583333 | 2.477778 | Good |
| Mr. Jaya Nidhi Vashishtha | NEC-501 | 3 | 2EC | 2.16 | 2.44 | 2.68 | 2.6 | 2.52 | 2.48 | Good |
| Ms.Shomini Parashar | APT-01 | 4 | BT | 2.5744681 | 2.297872 | 2.531915 | 2.489362 | 2.617021 | 2.502128 | Good |
| Dr Avdhesh Gupta | NCS-505 | 3 | CS2 | 2.4 | 2.2 | 2.511111 | 2.911111 | 2.622222 | 2.528889 | Good |
| Ms. Tushina | NHU-501 | 3 | CS2 | 2.4 | 2.622222 | 2.8 | 2.711111 | 2.711111 | 2.648889 | Good |
| Vivek Kumar Jain | NME-101 | 1 | EN2 | 2.5961537 | 2.538461 | 2.961539 | 2.673077 | 2.519231 | 2.657692 | Good |
| Mr. Sujeet Kumar | NEC-302 | 2 | 2EC | 2.7948718 | 2.794872 | 3 | 2.512821 | 2.615385 | 2.74359 | Good |
| Mr. Updesh Kumar Jaiswal | NCS-504 | 3 | IT | 2.3888888 | 2.611111 | 3 | 2.805556 | 3 | 2.761111 | Good |
| Mr. Umesh Gupta | NCS-503 | 3 | CS1 | 2.5272727 | 2.636364 | 3.036364 | 2.781818 | 2.890909 | 2.774545 | Good |
| Mr. Umesh Gupta | NCS-503 | 3 | CS2 | 2.511628 | 2.302326 | 2.883721 | 3.372093 | 2.883721 | 2.790698 | Good |
| Ms. Meena Kashyap | NAS-101 | 1 | 2CS | 2.3584905 | 2.339623 | 3.264151 | 3.09434 | 3.075472 | 2.826415 | Good |
| Mr. Om Prakash Umrao | NME-504 | 3 | ME2 | 2.6666667 | 2.733333 | 2.766667 | 2.866667 | 3.133333 | 2.833333 | Good |
| Dr Avdhesh Gupta | NCS-502 | 3 | 2CS | 2.306594 | 2.307092 | 3.428572 | 3.263736 | 2.857143 | 2.839561 | Good |
| Ms. Tushina | NHU-501 | 3 | CS1 | 2.9454546 | 2.854545 | 2.654546 | 2.818182 | 2.945455 | 2.843636 | Good |

| | | | | | | | | | | |
|--------------------------|-----------|---|-----|-----------|----------|----------|----------|----------|-----------------|------------------|
| Ms.Deepali Aggarwal | AUC-002 | 2 | EC2 | 2.7857144 | 2.833333 | 2.952381 | 2.809524 | 2.880952 | 2.852381 | Good |
| Dr. Prabhash Tyagi | NAS-101 | 1 | EN2 | 3.017857 | 2.517857 | 3.107143 | 2.607143 | 3.053572 | 2.860714 | Good |
| Ms. Anuja Shaktawat | NEE-501 | 3 | EN1 | 2.8064516 | 3.032258 | 2.741936 | 2.83871 | 2.903226 | 2.864516 | Good |
| Mr. Dinesh Kumar | NCS-505 | 3 | CS1 | 2.7818182 | 2.709091 | 2.981818 | 3.036364 | 2.890909 | 2.88 | Good |
| Ms. Richa Mishra | NCS-302 | 2 | CS3 | 2.6571429 | 2.8 | 3.371429 | 2.857143 | 2.828571 | 2.902857 | Good |
| Ms.Shomini Parashar | GD-002 | 4 | BT | 2.9245284 | 2.849057 | 2.943396 | 2.943396 | 3 | 2.932076 | Good |
| Ms Shivani Agarwal | ECS-074 | 4 | CS2 | 2.5363636 | 2.854545 | 2.954546 | 3.990909 | 2.327273 | 2.932727 | Good |
| Ms. Ann Mary Joy | ECS-075 | 4 | CS1 | 2.7407408 | 2.703704 | 3.148148 | 3.111111 | 3.185185 | 2.977778 | Good |
| Ms.Anjali Sardana | EOE-072 | 4 | CS2 | 1.9909091 | 1.9 | 3.7 | 3.654546 | 3.745455 | 2.998182 | Good |
| Mr. Nitin Kumar Agarwal | NMBA-FM02 | 2 | MBA | 2.8888888 | 2.851852 | 3.185185 | 2.925926 | 3.185185 | 3.007407 | Very Good |
| Mr. Gaurav Saini | EME-042 | 4 | ME2 | 2.8333333 | 3.041667 | 3.083333 | 3.083333 | 3.041667 | 3.016667 | Very Good |
| Dr. Meghna Singh | EBT-041 | 4 | BT | 2.891892 | 2.837838 | 3.054054 | 3.162162 | 3.162162 | 3.021622 | Very Good |
| Mr Sherish Johri | NCS-101 | 1 | 2CS | 2.6603773 | 2.849057 | 3.283019 | 3.132076 | 3.207547 | 3.026415 | Very Good |
| Ms. Snigdha Chaturvedi | NHU-501 | 3 | EN1 | 3.0333333 | 2.966667 | 3.066667 | 3.033333 | 3.033333 | 3.026667 | Very Good |
| Ms. Rashmi Maheshwari | EME-701 | 4 | ME2 | 2.903226 | 3.16129 | 3.032258 | 3.032258 | 3.064516 | 3.03871 | Very Good |
| Dr. Rajni Sharma | PDP-001 | 4 | ME2 | 3.0416667 | 3.125 | 2.958333 | 2.875 | 3.208333 | 3.041667 | Very Good |
| Ms.Shomini Parashar | PDP-001 | 4 | BT | 3.0754716 | 2.981132 | 3.075472 | 2.962264 | 3.188679 | 3.056604 | Very Good |
| Ms. Tushina | PPP-001 | 4 | CS2 | 2.09901 | 2.029703 | 3.70297 | 3.742574 | 3.811881 | 3.077228 | Very Good |
| Mr. Deepak Gupta | TS-001 | 2 | IT2 | 3.1578948 | 2.877193 | 3.070175 | 3.140351 | 3.157895 | 3.080702 | Very Good |
| Mr. Ankit Kumar Saxena | EME-031 | 4 | ME2 | 3.2727273 | 3.136364 | 2.863636 | 3.090909 | 3.045455 | 3.081818 | Very Good |
| Ms. Tushina | ECS-701 | 4 | CS2 | 2.2631578 | 2.219298 | 4.18421 | 4.131579 | 2.684211 | 3.096491 | Very Good |
| Mr. Updesh Kumar Jaiswal | EOE-071 | 4 | IT | 2.9818182 | 3 | 3.163636 | 3.181818 | 3.290909 | 3.123636 | Very Good |

| | | | | | | | | | | |
|-------------------------|----------|---|-----|-----------|-----------|----------|----------|----------|-----------------|------------------|
| Dr Pankaj Agarwal | EOE-031 | 2 | CS1 | 2.8688524 | 3.147541 | 3.295082 | 3.311476 | 3.04918 | 3.134426 | Very Good |
| Monalisa Panigrahi | AUC-002 | 2 | IT1 | 3.2307692 | 2.74359 | 3.076923 | 3.333333 | 3.307692 | 3.138462 | Very Good |
| Tarun Gupta | APT-01 | 4 | EC1 | 3.32 | 3.12 | 3.16 | 3 | 3.24 | 3.168 | Very Good |
| Mr. Vivek Kumar | NBT-505 | 3 | BT | 3 | 3.086957 | 3.26087 | 3.304348 | 3.195652 | 3.169565 | Very Good |
| Mr. Prasoon Choudhary | EME-702 | 4 | ME2 | 3.1666667 | 3.066667 | 3.3 | 3.166667 | 3.166667 | 3.173333 | Very Good |
| Dr. Rajni Sharma | PDP-001 | 4 | IT | 3.0930233 | 3.139535 | 3.255814 | 3.209302 | 3.255814 | 3.190698 | Very Good |
| Ms. Anuja Shaktawat | EOE-071 | 4 | EN1 | 3.0689654 | 3.068965 | 3.224138 | 3.258621 | 3.362069 | 3.196552 | Very Good |
| Ms. Kirti Agarwal | ECS-701 | 4 | 2CS | 3.2089553 | 2.850746 | 3.164179 | 3.373134 | 3.38806 | 3.197015 | Very Good |
| Ms. Pooja Goel | NEC-303 | 2 | EC1 | 3.0454545 | 3.022727 | 3.386364 | 3.25 | 3.340909 | 3.209091 | Very Good |
| MONICA VERMA | NMBA-015 | 1 | MBA | 2.935484 | 2.903226 | 3.516129 | 3.274194 | 3.467742 | 3.219355 | Very Good |
| Tarun Gupta | EEC-701 | 4 | EC1 | 3.1666667 | 3.125 | 3.333333 | 3.25 | 3.291667 | 3.233333 | Very Good |
| Ms. Mubina Shekh | NME-502 | 3 | ME2 | 3.2083333 | 2.916667 | 3.333333 | 3.375 | 3.333333 | 3.233333 | Very Good |
| Sulekha Saxena | NEE-504 | 3 | EN1 | 3.40625 | 3.25 | 3.25 | 3.0625 | 3.28125 | 3.25 | Very Good |
| Kamakshi | NIC-501 | 3 | EC1 | 3.3333333 | 3.333333 | 3.333333 | 3.185185 | 3.111111 | 3.259259 | Very Good |
| Mr. Anurag Mishra | NCS-302 | 2 | 2CS | 3.0681818 | 3.090909 | 3.363636 | 3.477273 | 3.318182 | 3.263636 | Very Good |
| Mr Vivek Jain | ECS-075 | 4 | CS2 | 3.142857 | 3.314286 | 3.285714 | 3.285714 | 3.342857 | 3.274286 | Very Good |
| Ms. Richa Mishra | NEC-309 | 2 | 2CS | 2.8235295 | 3.019608 | 3.54902 | 3.470588 | 3.529412 | 3.278431 | Very Good |
| Dr. Manu Srivastava | EME-041 | 4 | 2ME | 3.310345 | 3.275862 | 3.103448 | 3.344828 | 3.37931 | 3.282759 | Very Good |
| Mr. Arjun Singh Katiyar | NEC-504 | 3 | 2EC | 3.32 | 3.48 | 3.28 | 3.16 | 3.2 | 3.288 | Very Good |
| Ms. Aanchal Jain | APT-01 | 4 | 2EC | 3.35 | 3.2 | 3.35 | 3.325 | 3.3 | 3.305 | Very Good |
| Dr. Rajni Sharma | PDP-001 | 4 | EC1 | 3.466667 | 3.5 | 3.291667 | 3.083333 | 3.291667 | 3.316667 | Very Good |
| Mr. Prasoon Choudhary | NHU-301 | 2 | 2ME | 3.4848485 | 3.5151515 | 3.515152 | 3.242424 | 3.333333 | 3.345455 | Very Good |

| | | | | | | | | | | |
|-------------------------|----------|---|-----|-----------|----------|----------|----------|----------|-----------------|------------------|
| Mr. Deepak Gupta | NCS-302 | 2 | IT2 | 2.7575758 | 3.075758 | 3.80303 | 3.681818 | 3.424243 | 3.348485 | Very Good |
| Ms Shaili Gupta | NCS-301 | 2 | CS1 | 3.123077 | 3.492308 | 3.4 | 3.476923 | 3.307692 | 3.36 | Very Good |
| Ms. Kirti Agarwal | NCS-302 | 2 | CS1 | 3.3090909 | 3.036364 | 3.545455 | 3.454546 | 3.472727 | 3.363636 | Very Good |
| Ms.Shomini Parashar | PDP-001 | 4 | 2CS | 3.5373135 | 3.552239 | 3.38806 | 3.19403 | 3.164179 | 3.367164 | Very Good |
| Mr Vivek Jain | NCS-502 | 3 | CS2 | 2.9534883 | 3.046512 | 3.860465 | 3.418605 | 3.55814 | 3.367442 | Very Good |
| Mr. Amit Kr. Gautam | NCS-504 | 3 | CS1 | 3.3703704 | 3.277778 | 3.425926 | 3.388889 | 3.425926 | 3.377778 | Very Good |
| Ms. Tanvi Shree | ECS-801 | 4 | IT | 3.2083333 | 3.354167 | 3.520833 | 3.375 | 3.479167 | 3.3875 | Very Good |
| Ms Shivani Agarwal | ECS-074 | 4 | CS1 | 3.1363637 | 3.068182 | 3.295455 | 3.75 | 3.704546 | 3.390909 | Very Good |
| Ms. Aanchal Jain | EOE-071 | 4 | 2EC | 3.2820513 | 3.25641 | 3.307692 | 3.538461 | 3.589744 | 3.394872 | Very Good |
| Mr. Arvind Kumar Pandit | NME-505 | 3 | ME2 | 2.875 | 3.291667 | 3.875 | 3.5 | 3.5 | 3.408333 | Very Good |
| Mr.Deepak Vishwakarma | NCS-302 | 2 | IT1 | 3.5128205 | 2.948718 | 3.282051 | 3.589744 | 3.74359 | 3.415385 | Very Good |
| MONICA VERMA | NMBA-017 | 1 | MBA | 3.3114755 | 3.344262 | 3.459016 | 3.491803 | 3.606557 | 3.442623 | Very Good |
| Dr. Rajni Sharma | PDP-001 | 4 | 2EC | 3.5405405 | 3.405406 | 3.297297 | 3.45946 | 3.513514 | 3.443243 | Very Good |
| Mr. Kunwar Pal Singh | NAS-301 | 2 | IT1 | 3.6923077 | 3.038461 | 3.461539 | 3.346154 | 3.730769 | 3.453846 | Very Good |
| Ms.Anjali Sardana | EOE-031 | 2 | CS2 | 3.3181818 | 3.25 | 3.590909 | 3.545455 | 3.568182 | 3.454546 | Very Good |
| Ms.Shomini Parashar | NHU-301 | 2 | IT2 | 3.6440678 | 3.508475 | 3.338983 | 3.40678 | 3.389831 | 3.457627 | Very Good |
| Mr. Prason Choudhary | NHU-301 | 2 | ME1 | 3.3809524 | 3.380952 | 3.428572 | 3.619048 | 3.523809 | 3.466667 | Very Good |
| Mr. Abhinav Gupta | NME-504 | 3 | 2ME | 3 | 2.733333 | 3.6 | 3.866667 | 4.166667 | 3.473333 | Very Good |
| Mr. Sameer Anand | NEC-508 | 3 | EN1 | 3.5625 | 3.5 | 3.375 | 3.53125 | 3.4375 | 3.48125 | Very Good |
| Dr. Manu Srivastava | EME-702 | 4 | ME1 | 3.1923077 | 3.076923 | 3.692308 | 3.807692 | 3.653846 | 3.484615 | Very Good |
| Ms. Sapna Yadav | NCS-501 | 3 | CS2 | 3.2682927 | 3 | 3.707317 | 3.731707 | 3.731707 | 3.487805 | Very Good |
| Ms Vineeta | NHU-301 | 2 | CS3 | 3.3611112 | 3.388889 | 3.611111 | 3.583333 | 3.5 | 3.488889 | Very Good |

| | | | | | | | | | | |
|-------------------------|----------|---|-----|-----------|----------|----------|----------|----------|-----------------|------------------|
| Mr.Santosh Kumar Mishra | EBT-032 | 4 | BT | 3.1842105 | 3.236842 | 3.552632 | 3.789474 | 3.710526 | 3.494737 | Very Good |
| Ms. Jyoti Guglani | NHU-501 | 3 | EC2 | 3.3023255 | 3.372093 | 3.418605 | 3.72093 | 3.674419 | 3.497675 | Very Good |
| Prof Rahul Dayal | NEC-504 | 3 | EC2 | 3.452381 | 3.452381 | 3.571429 | 3.523809 | 3.619048 | 3.523809 | Very Good |
| Mr. Sunil Kumar | NME-302 | 2 | ME2 | 3.3125 | 3.333333 | 3.8125 | 3.5625 | 3.625 | 3.529167 | Very Good |
| Mr. Sachin Kumar | NAS-101 | 1 | CS3 | 3.231884 | 3.231884 | 3.855073 | 3.768116 | 3.594203 | 3.536232 | Very Good |
| Dr. Upasana Pandey | NCS-301 | 2 | CS3 | 3.6666667 | 3.5 | 3.666667 | 3.416667 | 3.444444 | 3.538889 | Very Good |
| Ms. Shilpa Saxena | NEE-301 | 2 | EN1 | 3.35 | 3.033333 | 4 | 3.733333 | 3.633333 | 3.55 | Very Good |
| Ms Shivani Agarwal | NMBA-018 | 1 | MBA | 3.557377 | 3.360656 | 3.737705 | 3.540984 | 3.573771 | 3.554098 | Very Good |
| Dr Shakti Prasad | NAS-103 | 1 | CS1 | 3.3731344 | 3.492537 | 3.970149 | 3.58209 | 3.402985 | 3.564179 | Very Good |
| Mr. Upendra Mishra | NEC-309 | 2 | IT1 | 3.9 | 3.3 | 3.733333 | 3.5 | 3.433333 | 3.573333 | Very Good |
| Mr.Santosh Kumar Mishra | NBT-504 | 3 | BT | 3.4230769 | 3.346154 | 3.788461 | 3.692308 | 3.673077 | 3.584616 | Very Good |
| Ms. Indu Bhatt | EBT-702 | 4 | BT | 3.4385965 | 3.596491 | 3.508772 | 3.701754 | 3.684211 | 3.585965 | Very Good |
| Dr. Upasana Pandey | NCS-301 | 2 | CS2 | 3.4761906 | 3.642857 | 3.666667 | 3.547619 | 3.619048 | 3.590476 | Very Good |
| Dr. Prabhash Tyagi | NAS-101 | 1 | CS1 | 3.5735295 | 3.088235 | 4.073529 | 3.529412 | 3.691176 | 3.591177 | Very Good |
| Ms Vineeta | NHU-301 | 2 | CS2 | 3.6511629 | 3.511628 | 3.581395 | 3.604651 | 3.627907 | 3.595349 | Very Good |
| Ms Pallavi Gupta | NAS-104 | 1 | 2CS | 3.6666667 | 3.259259 | 3.759259 | 3.685185 | 3.611111 | 3.596296 | Very Good |
| Mr Jasvendra Tyagi | NAS-101 | 1 | BT | 3.3333333 | 3.210526 | 3.964912 | 3.701754 | 3.77193 | 3.596491 | Very Good |
| Mr. Gaurav Saini | NME-501 | 3 | ME2 | 3.4285715 | 3.476191 | 3.809524 | 3.523809 | 3.761905 | 3.6 | Very Good |
| Dr. Abhimanyu Kr. Jha | PDP-001 | 4 | CS2 | 3.9272728 | 3.581818 | 3.581818 | 3.454546 | 3.472727 | 3.603636 | Very Good |
| Ms Swati Singh | AUC-002 | 2 | CS2 | 3.627907 | 3.44186 | 3.604651 | 3.627907 | 3.72093 | 3.604651 | Very Good |
| Mr. Dinesh Kumar | NCS-505 | 3 | 2CS | 3.6625397 | 3.555756 | 3.523809 | 3.571429 | 3.730159 | 3.612698 | Very Good |
| Dr. Raza Rasool | NAS-102 | 1 | 2ME | 3.0869565 | 3.188406 | 3.927536 | 3.971015 | 3.927536 | 3.62029 | Very Good |

| | | | | | | | | | | |
|-------------------------|---------|---|-----|-----------|----------|----------|----------|----------|-----------------|------------------|
| Monalisa Panigrahi | APT-01 | 4 | IT | 3.5609756 | 3.536585 | 3.634147 | 3.707317 | 3.682927 | 3.62439 | Very Good |
| Mr. Himanshu Chikara | NME-302 | 2 | 2ME | 3.6969697 | 3.212121 | 3.515152 | 3.818182 | 3.909091 | 3.630303 | Very Good |
| Dr. Rajni Sharma | PDP-001 | 4 | 2ME | 3.72 | 3.6 | 3.32 | 3.72 | 3.8 | 3.632 | Very Good |
| Mr. Arvind Kumar Pandit | EME-032 | 4 | 2ME | 3.5217392 | 3.695652 | 3.608696 | 3.695652 | 3.695652 | 3.643478 | Very Good |
| Mr. Gaurva Pandey | MBA-013 | 2 | CS1 | 3.5238094 | 3.571429 | 3.666667 | 3.857143 | 3.619048 | 3.647619 | Very Good |
| Mr. Upendra Mishra | TS-001 | 2 | IT1 | 4.04 | 3.44 | 3.4 | 3.56 | 3.8 | 3.648 | Very Good |
| Ms C Pushpanjali | NCS-101 | 1 | CS2 | 3.0983605 | 3.131148 | 4.131147 | 3.934426 | 3.967213 | 3.652459 | Very Good |
| Ms Arti Patle | NCS-502 | 3 | CS1 | 3.648148 | 3.425926 | 3.722222 | 3.62963 | 3.851852 | 3.655556 | Very Good |
| Mr. Abhinav Gupta | NME-505 | 3 | ME1 | 3.0232558 | 3.162791 | 4.023256 | 4 | 4.139535 | 3.669767 | Very Good |
| Mr. Bibeka Nand Pathak | NME-503 | 3 | 2ME | 3.4827585 | 3.448276 | 3.827586 | 3.758621 | 3.862069 | 3.675862 | Very Good |
| Ms Pallavi Gupta | NAS-104 | 1 | CS3 | 3.625 | 3.444444 | 3.833333 | 3.791667 | 3.708333 | 3.680556 | Very Good |
| Ms.Rashmi Chandra | EBT-701 | 4 | BT | 3.6842105 | 3.649123 | 3.578947 | 3.754386 | 3.807018 | 3.694737 | Very Good |
| Ms. Kinshuki Sharma | NAS-102 | 1 | EN2 | 3.6140351 | 3.438597 | 3.859649 | 3.77193 | 3.789474 | 3.694737 | Very Good |
| Mr. Himanshu Chikara | NME-501 | 3 | 2ME | 2.9666667 | 3.166667 | 4.1 | 4.166667 | 4.1 | 3.7 | Very Good |
| Mr. Sudheer Kr. Singh | NEE-501 | 3 | EN2 | 3.6333334 | 3.766667 | 3.716667 | 3.75 | 3.65 | 3.703333 | Very Good |
| Prof Rahul Dayal | NHU-501 | 3 | 2EC | 3.8846154 | 3.846154 | 3.769231 | 3.576923 | 3.461539 | 3.707692 | Very Good |
| Dr. Babita Tyagi | NAS-104 | 1 | CS1 | 3.5294118 | 3.57353 | 3.867647 | 3.691176 | 3.897059 | 3.711765 | Very Good |
| Mr. Om Prakash Yadav | NHU-301 | 2 | EN1 | 3.6229508 | 3.704918 | 3.770492 | 3.770492 | 3.704918 | 3.714754 | Very Good |
| Ms. Jyoti Guglani | NHU-501 | 3 | EC1 | 3.6153846 | 3.730769 | 3.730769 | 3.653846 | 3.846154 | 3.715385 | Very Good |
| Ms. Mohini Vats | NBT-503 | 3 | BT | 3.5686274 | 3.411765 | 3.843137 | 3.803922 | 4 | 3.72549 | Very Good |
| Mr. Amit Kr. Gautam | NCS-504 | 3 | 2CS | 3.6333334 | 3.666667 | 3.883333 | 3.75 | 3.766667 | 3.74 | Very Good |
| Mr Amit Kr. | NCS-501 | 3 | CS1 | 3.6111112 | 3.685185 | 3.796296 | 3.87037 | 3.759259 | 3.744444 | Very Good |

| | | | | | | | | | | |
|-------------------------|-----------|---|-----|-----------|----------|----------|----------|----------|-----------------|------------------|
| Mr. Bhupesh Kr. Gupta | NHU-501 | 3 | 2CS | 3.6 | 3.707692 | 3.846154 | 3.723077 | 3.861538 | 3.747692 | Very Good |
| Ms. Shilpa Saxena | NHU-301 | 2 | IT1 | 3.76 | 3.28 | 3.72 | 3.84 | 4.16 | 3.752 | Very Good |
| Mr. Bhupesh Kr. Gupta | AUC-002 | 2 | EN1 | 3.7627118 | 3.830509 | 3.779661 | 3.762712 | 3.644068 | 3.755932 | Very Good |
| Mr. Siddhi Nath Rajan | NCS-303 | 2 | IT2 | 3.7714286 | 3.771429 | 3.928572 | 3.728571 | 3.585714 | 3.757143 | Very Good |
| Mr. Amit Chaurasia | NCS-301 | 2 | IT2 | 3.5492957 | 3.450704 | 3.915493 | 3.901408 | 3.985915 | 3.760563 | Very Good |
| Mr. Siddhi Nath Rajan | NCS-303 | 2 | IT1 | 4.076923 | 3.461539 | 3.769231 | 3.538461 | 3.961539 | 3.761539 | Very Good |
| Mr Deepak Kumar | NEE-101 | 1 | ME1 | 3.4782608 | 3.434783 | 4.086957 | 3.913044 | 3.934783 | 3.769565 | Very Good |
| Ms.Deepali Aggarwal | AUC-002 | 2 | EC1 | 3.642857 | 3.642857 | 3.833333 | 3.785714 | 3.952381 | 3.771429 | Very Good |
| Ms Arti Patle | NHU-301 | 2 | 2CS | 3.7843137 | 3.666667 | 3.82353 | 3.803922 | 3.784314 | 3.772549 | Very Good |
| Mr. Bhupesh Kr. Gupta | NCS-503 | 3 | 2CS | 3.6956522 | 3.652174 | 3.884058 | 3.782609 | 3.869565 | 3.776812 | Very Good |
| Ms Pallavi Gupta | NAS-104 | 1 | IT2 | 3.6410255 | 3.564103 | 4 | 3.820513 | 3.897436 | 3.784615 | Very Good |
| Ms Arti Patle | NHU-301 | 2 | CS1 | 3.86 | 3.9 | 3.96 | 3.54 | 3.68 | 3.788 | Very Good |
| Mr Sherish Johri | NCS-101 | 1 | IT2 | 3.3414633 | 3.195122 | 4.146341 | 4.04878 | 4.219512 | 3.790244 | Very Good |
| Ms. Indu Bhatt | PDP-001 | 4 | CS1 | 3.8 | 3.833333 | 3.766667 | 3.8 | 3.8 | 3.8 | Very Good |
| Monalisa Panigrahi | TS-001 | 4 | IT | 3.627907 | 3.790698 | 3.976744 | 3.837209 | 3.790698 | 3.804651 | Very Good |
| Mr. Umang Sharma | NEE-101 | 1 | EN2 | 3.877193 | 3.684211 | 3.877193 | 3.807018 | 3.789474 | 3.807018 | Very Good |
| Mr. Vijay Kumar | NEC-502 | 3 | 2EC | 3.7692308 | 3.692308 | 3.884615 | 3.769231 | 3.923077 | 3.807692 | Very Good |
| Vishal Garg | NMBA-MK01 | 2 | MBA | 3.6 | 3.68 | 4.08 | 3.92 | 3.76 | 3.808 | Very Good |
| Ms. Snigdha Chaturvedi | NEE-303 | 2 | EN2 | 3.4736843 | 3.31579 | 4.105263 | 4.078948 | 4.078948 | 3.810526 | Very Good |
| Mr. Neeraj Jain | NEC-301 | 2 | EC1 | 3.6444445 | 3.444444 | 4.155556 | 3.822222 | 4 | 3.813333 | Very Good |
| Mr. Ravi Kumar | NEC-302 | 2 | EC1 | 3.4666667 | 3.533333 | 3.844445 | 4.066667 | 4.155556 | 3.813333 | Very Good |
| Ms Arunima Sirohi Tomer | NMBA-HR02 | 2 | MBA | 3.7666667 | 3.733333 | 3.933333 | 3.9 | 3.733333 | 3.813333 | Very Good |

| | | | | | | | | | | |
|---------------------------------|----------|---|-----|-----------|----------|----------|----------|----------|-----------------|------------------|
| Mr. Amit Chaurasia | NHU-501 | 3 | IT | 3.7692308 | 3.615385 | 3.846154 | 3.923077 | 3.923077 | 3.815385 | Very Good |
| Mr. Arashdeep Kaur | NHU-302 | 2 | EC2 | 4 | 3.976744 | 4.069768 | 3.418605 | 3.651163 | 3.823256 | Very Good |
| Mr. Prasoon Choudhary | NHU-301 | 2 | ME2 | 3.8636363 | 3.886364 | 3.772727 | 3.795455 | 3.818182 | 3.827273 | Very Good |
| Vishal Garg | NMBA-033 | 2 | MBA | 3.5517242 | 3.482759 | 4.068965 | 4.206897 | 3.827586 | 3.827586 | Very Good |
| Mr. Gyanesh Singh | NEE-503 | 3 | EN2 | 3.881356 | 3.79661 | 3.745763 | 3.881356 | 3.847458 | 3.830509 | Very Good |
| Mr. Upendra Mishra | ECS-075 | 4 | IT | 3.8723404 | 3.702128 | 3.851064 | 3.808511 | 3.93617 | 3.834043 | Very Good |
| Dr. Rishi Asthana | NEE-503 | 3 | EN1 | 3.84375 | 3.875 | 3.59375 | 3.96875 | 3.9375 | 3.84375 | Very Good |
| Mr Pankaj Goel | NEC-304 | 2 | 2EC | 3.7272727 | 3.575758 | 3.787879 | 4.181818 | 4 | 3.854545 | Very Good |
| Mr. Saurabh Kumar | NAS-301 | 2 | IT2 | 3.939394 | 3.651515 | 3.969697 | 3.848485 | 3.863636 | 3.854545 | Very Good |
| Dr. Meghna Singh | NBT-501 | 3 | BT | 3.72549 | 3.745098 | 4.019608 | 3.941176 | 3.862745 | 3.858824 | Very Good |
| Mr. Yogendra Singh | NEC-309 | 2 | IT2 | 3.7714286 | 3.614286 | 4.1 | 3.871429 | 3.942857 | 3.86 | Very Good |
| Mr. Kunwar Pal Singh | NAS-301 | 2 | EN1 | 3.779661 | 3.813559 | 3.915254 | 3.983051 | 3.813559 | 3.861017 | Very Good |
| Mr Jasvendra Tyagi | NAS-101 | 1 | 2EC | 3.659091 | 3.659091 | 4.136364 | 4 | 3.886364 | 3.868182 | Very Good |
| Mr Suneel Kr Kalla | NME-102 | 1 | BT | 3.4038463 | 3.692308 | 4.384615 | 4.057693 | 3.807692 | 3.869231 | Very Good |
| Ms Punjika Rathi | AUC-001 | 2 | MBA | 3.7142856 | 3.785714 | 4.071429 | 3.964286 | 3.821429 | 3.871429 | Very Good |
| Vivek Kumar Jain | NME-101 | 1 | 2EC | 3.659091 | 3.681818 | 4.113637 | 4.090909 | 3.818182 | 3.872727 | Very Good |
| Ms. Nivedita Shukla | NCE-303 | 2 | CE | 3.745098 | 3.647059 | 3.941176 | 4.078432 | 4.039216 | 3.890196 | Very Good |
| Mr. Praveen Kumar | NEC-501 | 3 | EC1 | 4.037037 | 4.037037 | 4.037037 | 3.666667 | 3.703704 | 3.896296 | Very Good |
| Mr. Dipu Kumar | NCE-301 | 2 | CE | 3.8392856 | 3.732143 | 4.017857 | 3.910714 | 4.017857 | 3.903571 | Very Good |
| Mr Abhishek Sharma | NEC-303 | 2 | EC2 | 3.7441862 | 3.674419 | 4.27907 | 3.906977 | 3.930233 | 3.906977 | Very Good |
| Dr. KVVNS Sundari Kameshwari | NCS-303 | 2 | CS1 | 3.8 | 3.927273 | 3.981818 | 3.872727 | 3.963636 | 3.909091 | Very Good |
| Mr. Jaya Nidhi Vashishtha | EEC-703 | 4 | EC1 | 3.862069 | 3.862069 | 3.896552 | 4 | 3.862069 | 3.924138 | Very Good |

| | | | | | | | | | | |
|-------------------------|---------|---|-----|-----------|----------|----------|----------|----------|----------|-----------|
| Ms. Meena Kashyap | NAS-101 | 1 | IT1 | 3.7272727 | 3.530303 | 4.318182 | 4.106061 | 3.939394 | 3.924243 | Very Good |
| Dr. R.N. Baral | NEC-301 | 2 | 2EC | 3.5789473 | 3.447368 | 4.131579 | 4.263158 | 4.210527 | 3.926316 | Very Good |
| Dr. Rajni Sharma | PDP-001 | 2 | MBA | 3.7777777 | 3.592593 | 4 | 4.037037 | 4.259259 | 3.933333 | Very Good |
| Ms. Tanvi Shree | NIT-501 | 3 | IT | 3.6666667 | 3.897436 | 3.846154 | 4 | 4.282051 | 3.938462 | Very Good |
| Ms Shaili Gupta | EOE-072 | 4 | CS1 | 4 | 3.818182 | 3.977273 | 4.022728 | 3.954546 | 3.954546 | Very Good |
| Dr. Babita Tyagi | NAS-104 | 1 | IT1 | 3.8888888 | 3.698413 | 4.206349 | 4.079365 | 3.936508 | 3.961905 | Very Good |
| Mr Ankit Kumar | NCS-501 | 3 | 2CS | 3.925373 | 3.985075 | 4.059701 | 3.80597 | 4.059701 | 3.967164 | Very Good |
| Mr. Amit Choudhary | NHU-302 | 2 | EC1 | 4.0454545 | 3.886364 | 3.954546 | 3.863636 | 4.113637 | 3.972727 | Very Good |
| Mr. Dinesh Kumar | ECS-075 | 4 | 2CS | 4.072464 | 3.869565 | 3.898551 | 4.072464 | 3.956522 | 3.973913 | Very Good |
| Dr. Rajni Sharma | PDP-001 | 4 | EC2 | 3.9666667 | 3.9 | 4.033333 | 3.966667 | 4.033333 | 3.98 | Very Good |
| Mr. Nitin Kumar Agarwal | AUC-001 | 2 | 2ME | 4.3030305 | 4.212121 | 4.212121 | 3.727273 | 3.454546 | 3.981818 | Very Good |
| Vivek Bhardwaj | NME-102 | 1 | CS2 | 3.6764705 | 3.661765 | 4.176471 | 4.220588 | 4.176471 | 3.982353 | Very Good |
| Mr. Ankur Gupta | NME-302 | 2 | CE | 3.764706 | 3.82353 | 4.117647 | 4.098039 | 4.117647 | 3.984314 | Very Good |
| Mr. Gaurav Saini | EME-042 | 4 | 2ME | 4 | 3.8 | 4.066667 | 4.133333 | 3.933333 | 3.986667 | Very Good |
| Dr. Abhimanyu Kr. Jha | NBT-305 | 2 | BT | 4.0833335 | 3.777778 | 4.027778 | 4.027778 | 4.083334 | 4 | Very Good |
| Mr Vikas Tyagi | NCS-101 | 1 | CS1 | 4.0923076 | 3.8 | 4.153846 | 3.953846 | 4 | 4 | Very Good |
| Mr. Yogendra Singh | EIT-701 | 4 | IT | 3.9454546 | 3.927273 | 4.072727 | 4.036364 | 4.072727 | 4.010909 | Excellent |
| Ms Punjika Rathi | NHU-501 | 3 | ME1 | 4.116279 | 4.093023 | 4.023256 | 3.883721 | 3.953488 | 4.013954 | Excellent |
| Ms.Shomini Parashar | NHU-301 | 2 | CE | 3.9607842 | 4.039216 | 3.960784 | 4.039216 | 4.098039 | 4.019608 | Excellent |
| Ms Annu Govind | NEE-301 | 2 | EN2 | 3.897436 | 3.74359 | 4.153846 | 4.153846 | 4.153846 | 4.020513 | Excellent |
| Mr. Rahul Kr. Pandey | NAS-301 | 2 | EC1 | 4.088889 | 3.955555 | 4.111111 | 4 | 3.955555 | 4.022222 | Excellent |
| Mr. Yogesh Kumar Yadav | NME-101 | 1 | EC2 | 3.4666667 | 3.777778 | 4.533333 | 4.355556 | 4.377778 | 4.022222 | Excellent |

| | | | | | | | | | | |
|---------------------------|----------|---|-----|-----------|----------|----------|----------|----------|-----------------|------------------|
| Mr. Kunwar Pal Singh | NAS-301 | 2 | EN2 | 4.051282 | 3.974359 | 4.128205 | 4.025641 | 3.948718 | 4.025641 | Excellent |
| Sulekha Saxena | NEE-504 | 3 | EN2 | 4.0163937 | 4 | 4.114754 | 4.098361 | 3.967213 | 4.039344 | Excellent |
| Mr. Mukesh Kumar | AUC-002 | 2 | IT2 | 3.8823528 | 4.058824 | 4.132353 | 4.102941 | 4.058824 | 4.047059 | Excellent |
| Mr. Amit Choudhary | NEC-301 | 2 | EC2 | 4.111111 | 3.955555 | 4.111111 | 4.044445 | 4.044445 | 4.053333 | Excellent |
| Mr. Sameer Anand | NEC-508 | 3 | EN2 | 4.051724 | 3.87931 | 4.275862 | 4.051724 | 4.017242 | 4.055172 | Excellent |
| Ms. Meena Kashyap | NAS-101 | 1 | EC1 | 3.6458333 | 3.625 | 4.395834 | 4.291667 | 4.354167 | 4.0625 | Excellent |
| Ms Vineeta | PPP-001 | 4 | CS1 | 4.051282 | 3.948718 | 4.128205 | 4.205128 | 4 | 4.066667 | Excellent |
| Mr. Praveen Chaurasia | NEC-303 | 2 | 2EC | 4.05 | 3.85 | 4.425 | 4.025 | 4.05 | 4.08 | Excellent |
| Ms. Ann Mary Joy | AUC-002 | 2 | 2CS | 3.78 | 3.7 | 4.24 | 4.36 | 4.34 | 4.084 | Excellent |
| Dr. Suyash Kr. Srivastava | NOE-033 | 2 | ME1 | 4.047619 | 4.142857 | 4.190476 | 3.952381 | 4.095238 | 4.085714 | Excellent |
| Dr. Gunjan Sharma | NAS-301 | 2 | EC2 | 4.088889 | 4.133333 | 4.155556 | 4.022222 | 4.111111 | 4.102222 | Excellent |
| Dr. Narendra Kumar | NHU-501 | 3 | BT | 4 | 3.976744 | 4.139535 | 4.069768 | 4.325582 | 4.102325 | Excellent |
| Ms. Meenu Baliyan | NMBA-032 | 2 | MBA | 4.0666666 | 4 | 4.2 | 4.155556 | 4.111111 | 4.106667 | Excellent |
| Ms Swati Singh | NEC-309 | 2 | CS1 | 3.9264705 | 3.897059 | 4.279412 | 4.308824 | 4.132353 | 4.108823 | Excellent |
| Mr. Hari Shanker Sharma | NAS-103 | 1 | BT | 4.098039 | 4.196078 | 4.509804 | 3.862745 | 3.901961 | 4.113726 | Excellent |
| Dr. Babita Tyagi | NAS-104 | 1 | BT | 3.9636364 | 4.090909 | 4.254546 | 4.236363 | 4.054545 | 4.12 | Excellent |
| Dr Shakti Prasad | NAS-103 | 1 | CE | 4.129032 | 3.935484 | 4.290323 | 4.145161 | 4.112903 | 4.122581 | Excellent |
| Mr. Bibeka Nand Pathak | NME-301 | 2 | ME1 | 3.7619047 | 4.238095 | 4.428571 | 4.190476 | 4.047619 | 4.133333 | Excellent |
| Mr Amit Kr. | NCS-302 | 2 | CS2 | 4.0227275 | 4.022728 | 4.204546 | 4.25 | 4.181818 | 4.136364 | Excellent |
| Dr. Raza Rasool | NAS-105 | 1 | CS1 | 4.044776 | 4.044776 | 4.164179 | 4.134328 | 4.298508 | 4.137313 | Excellent |
| Mr. Arashdeep Kaur | NEC-502 | 3 | EC2 | 4.022222 | 3.8 | 4.533333 | 4.088889 | 4.244444 | 4.137778 | Excellent |
| Ms C Pushpanjali | NCS-101 | 1 | CE | 3.983871 | 3.887097 | 4.258065 | 4.274194 | 4.306452 | 4.141935 | Excellent |

| | | | | | | | | | | |
|-------------------------------|---------|---|-----|-----------|----------|----------|----------|----------|-----------------|------------------|
| Mr. Sujeet Kumar | EEC-703 | 4 | 2EC | 4.0526314 | 3.921053 | 4.210527 | 4.210527 | 4.31579 | 4.142105 | Excellent |
| Ms. Deepali Aggarwal | EOE-031 | 2 | CS3 | 3.9714286 | 3.857143 | 4.171429 | 4.371429 | 4.342857 | 4.142857 | Excellent |
| Mr. Ankit Kumar Saxena | EME-031 | 4 | 2ME | 4.08 | 4.08 | 4.04 | 4.28 | 4.24 | 4.144 | Excellent |
| Tarun Gupta | EEC-021 | 4 | EC2 | 4.064516 | 4.032258 | 4.225806 | 4.16129 | 4.258065 | 4.148387 | Excellent |
| Mr. Shivansh Srivastava | NME-101 | 1 | EC1 | 4.0208335 | 3.770833 | 4.333334 | 4.270834 | 4.354167 | 4.15 | Excellent |
| Monalisa Panigrahi | ECS-074 | 4 | IT | 4.0545454 | 4.054545 | 4.2 | 4.163636 | 4.290909 | 4.152727 | Excellent |
| Mr. Sudheer Kr. Singh | EOE-071 | 4 | 2EN | 4.1034484 | 4.137931 | 4.137931 | 4.137931 | 4.258621 | 4.155172 | Excellent |
| Mr Suneel Kr Kalla | NME-102 | 1 | CS1 | 4.119403 | 4.089552 | 4.089552 | 4.253731 | 4.283582 | 4.167164 | Excellent |
| Mr Vikas Tyagi | NCS-101 | 1 | IT1 | 4.15873 | 3.984127 | 4.349206 | 4.285714 | 4.079365 | 4.171429 | Excellent |
| Mr. Amit Chaurasia | EHU-302 | 2 | EC1 | 4.1621623 | 4.135135 | 4.108108 | 4.108108 | 4.351351 | 4.172973 | Excellent |
| Mr. Ravi Kumar | NEC-302 | 2 | EC2 | 3.911111 | 3.844445 | 4.133333 | 4.377778 | 4.622222 | 4.177778 | Excellent |
| Dr. Abhay Nanda Srivastava | NAS-102 | 1 | ME1 | 3.8888888 | 3.777778 | 4.4 | 4.4 | 4.422222 | 4.177778 | Excellent |
| Mr. Neeraj Jain | APT-01 | 4 | EC2 | 4.193548 | 4.16129 | 4.193548 | 4.258065 | 4.096774 | 4.180645 | Excellent |
| Dr. Suman Gupta | NAS-105 | 1 | 2CS | 4.1698112 | 4.169811 | 4.150943 | 4.207547 | 4.207547 | 4.181132 | Excellent |
| Ms. Aanchal Jain | NEC-304 | 2 | EC2 | 4.2954545 | 4.113637 | 4.113637 | 4.227273 | 4.159091 | 4.181818 | Excellent |
| Ms. Kalpana Gupta | EME-032 | 4 | ME2 | 4.185185 | 4.222222 | 4.037037 | 4.259259 | 4.222222 | 4.185185 | Excellent |
| Kanika Gupta | NME-102 | 1 | IT2 | 4.365854 | 4.268293 | 4.463415 | 3.902439 | 3.926829 | 4.185366 | Excellent |
| Mr. Abhishek Gupta | NEE-502 | 3 | EN1 | 4.16129 | 4.096774 | 4.16129 | 4.193548 | 4.354839 | 4.193548 | Excellent |
| Mr. Abhishek Saxena | NME-301 | 2 | 2ME | 4.060606 | 3.818182 | 4.151515 | 4.545455 | 4.424243 | 4.2 | Excellent |
| Mr Pradeep Kumar | NAS-101 | 1 | ME1 | 4 | 3.913044 | 4.521739 | 4.217392 | 4.369565 | 4.204348 | Excellent |
| Mr. Saurabh Kumar | NBT-301 | 2 | BT | 4.285714 | 3.971429 | 4.085714 | 4.171429 | 4.571429 | 4.205714 | Excellent |
| Dr Avdhesh Gupta | AUC-002 | 2 | CS1 | 4.3880596 | 4.343284 | 4.283582 | 3.970149 | 4.059701 | 4.208955 | Excellent |

| | | | | | | | | | | |
|------------------------|------------|---|-----|-----------|----------|----------|----------|----------|----------|-----------|
| Mr. Deepak Gupta | NCS-501 | 3 | IT | 4.1875 | 4.104167 | 4.270834 | 4.25 | 4.25 | 4.2125 | Excellent |
| Mr. Vikram Singh | NAS-101 | 1 | CS2 | 4.078125 | 3.84375 | 4.421875 | 4.390625 | 4.375 | 4.221875 | Excellent |
| Dr.Savita Chaurasia | NBT-303 | 2 | BT | 4.097561 | 3.97561 | 4.463415 | 4.268293 | 4.317073 | 4.22439 | Excellent |
| Ms. Anchal Verma | APT-01 | 4 | ME2 | 4.3333335 | 4.291667 | 4.25 | 4.25 | 4 | 4.225 | Excellent |
| Mr. Vivek Kumar | EBT-031 | 4 | BT | 4.114286 | 4.028572 | 4.171429 | 4.371429 | 4.457143 | 4.228571 | Excellent |
| Mr.Deepak Vishwakarma | NCS-503 | 3 | IT | 4.2708335 | 3.770833 | 4.395834 | 4.354167 | 4.354167 | 4.229167 | Excellent |
| Mr. Pankul Goel | NME-102 | 1 | 2CS | 4.351852 | 4.185185 | 4.148148 | 4.222222 | 4.240741 | 4.22963 | Excellent |
| Mr. Bhupesh Kr. Gupta | AUC-002 | 2 | 2EC | 4.233333 | 4.133333 | 4.433333 | 4.066667 | 4.3 | 4.233333 | Excellent |
| Mr Vivek Jain | EIT-074 | 4 | CS1 | 4.1666665 | 4.166667 | 4.222222 | 4.166667 | 4.444445 | 4.233333 | Excellent |
| Ms Punjika Rathi | NHU-501 | 3 | ME2 | 3.7931035 | 3.965517 | 4.793103 | 4.068965 | 4.551724 | 4.234483 | Excellent |
| Ms. Kirti Agarwal | ECS-701 | 4 | CS1 | 4.130435 | 3.978261 | 4.369565 | 4.304348 | 4.391305 | 4.234783 | Excellent |
| Ms.Deepali Aggarwal | AUC-002 | 2 | EN2 | 4.1538463 | 4.179487 | 4.230769 | 4.282051 | 4.333334 | 4.235898 | Excellent |
| Ms. Kinshuki Sharma | NAS-105 | 1 | CS3 | 4.2054796 | 4.013699 | 4.287671 | 4.342466 | 4.342466 | 4.238356 | Excellent |
| Mr. Yogesh Kumar Yadav | NME-101 | 1 | ME2 | 3.8636363 | 3.89394 | 4.484849 | 4.484849 | 4.469697 | 4.239394 | Excellent |
| Ms.Shomini Parashar | NHU-301 | 2 | BT | 4.3939395 | 4.242424 | 4.333334 | 3.939394 | 4.303031 | 4.242424 | Excellent |
| Mr Deepak Kumar | NEE-101 | 1 | EC1 | 4.1086955 | 3.956522 | 4.717392 | 4.282609 | 4.152174 | 4.243478 | Excellent |
| Mr. Shiv Om Sharma | NME-505 | 3 | 2ME | 4.451613 | 4.193548 | 4.290323 | 4.225806 | 4.064516 | 4.245161 | Excellent |
| Dr. Babita Tyagi | NAS-104 | 1 | CS2 | 4.117647 | 4.102941 | 4.294118 | 4.411765 | 4.308824 | 4.247059 | Excellent |
| Mr.Atul Kumar | NCS-504 | 3 | CS2 | 4.088889 | 4.377778 | 4.244444 | 4.2 | 4.333334 | 4.248889 | Excellent |
| Ms. Richa Mishra | NEC-309 | 2 | CS2 | 4.3023257 | 4.093023 | 4.558139 | 4.069768 | 4.232558 | 4.251163 | Excellent |
| Ms. Meenu Baliyan | NMBA-MK-02 | 2 | MBA | 4.355816 | 4.162791 | 4.372093 | 4.093023 | 4.302326 | 4.251163 | Excellent |
| Ms Pallavi Gupta | NAS-104 | 1 | CE | 4.3157897 | 4.245614 | 4.245614 | 4.175438 | 4.280702 | 4.252632 | Excellent |

| | | | | | | | | | | |
|------------------------------|-----------|---|-----|-----------|----------|----------|----------|----------|-----------------|------------------|
| Mr. Balwant Singh | EEC-702 | 4 | EC1 | 4.296296 | 4.185185 | 4.185185 | 4.296296 | 4.333334 | 4.259259 | Excellent |
| Ms Punjika Rathi | NMBA-FM01 | 2 | MBA | 4.0689654 | 4.172414 | 4.413793 | 4.310345 | 4.344828 | 4.262069 | Excellent |
| Mr. Gaurav Kr Mishra | NCE-301 | 2 | ME2 | 4.4444447 | 4.4 | 4.155556 | 4.155556 | 4.155556 | 4.262222 | Excellent |
| Ms Vineeta | ECS-702 | 4 | CS1 | 4.255319 | 4.085106 | 4.340426 | 4.361702 | 4.276596 | 4.26383 | Excellent |
| Ms. Sapna Yadav | AUC-002 | 2 | CS3 | 4.1944447 | 4.111111 | 4.416667 | 4.222222 | 4.388889 | 4.266667 | Excellent |
| Ms.Mayurika Saxena | NEC-101 | 1 | EN2 | 4.2982454 | 4.017544 | 4.561403 | 4.140351 | 4.350877 | 4.273684 | Excellent |
| Mr.V.K.Saini | NME-503 | 3 | ME2 | 4.375 | 4.25 | 4.583334 | 3.791667 | 4.375 | 4.275 | Excellent |
| Mr. Giri Bhusan Sharma | NME-309 | 2 | EN2 | 4.1621623 | 4.162162 | 4.27027 | 4.378378 | 4.405406 | 4.275676 | Excellent |
| Mr. Varun Singhal | NHU-301 | 2 | EN2 | 4.324324 | 4.189189 | 4.216216 | 4.324324 | 4.351351 | 4.281081 | Excellent |
| Dr. J.P.Mani | EOE-071 | 4 | 2ME | 4.03125 | 4.125 | 4.34375 | 4.5625 | 4.34375 | 4.28125 | Excellent |
| Mr.Neeraj Jain | EEC-703 | 4 | EC2 | 4.21875 | 4.0625 | 4.375 | 4.375 | 4.375 | 4.28125 | Excellent |
| Mr.Neeraj Kumar Sirohi | NCS-101 | 1 | BT | 4.259259 | 4.12963 | 4.462963 | 4.259259 | 4.333334 | 4.288889 | Excellent |
| Ms. Jyoti Guglani | EEC-021 | 4 | EC1 | 4.3333335 | 4.111111 | 4.185185 | 4.518518 | 4.296296 | 4.288889 | Excellent |
| Dr. KVVNS Sundari Kameshwari | NCS-303 | 2 | CS2 | 4.2727275 | 4.318182 | 4.340909 | 4.227273 | 4.295455 | 4.290909 | Excellent |
| Dr. KVVNS Sundari Kameshwari | NCS-303 | 2 | CS2 | 4.292683 | 4.414634 | 4.195122 | 4.243902 | 4.317073 | 4.292683 | Excellent |
| Ms. Meenu Baliyan | NMBA-014 | 1 | MBA | 4.193548 | 4.080645 | 4.612903 | 4.306452 | 4.290323 | 4.296774 | Excellent |
| Mr.Vijay Singh | ECS-077 | 4 | CS2 | 4.305263 | 4.263158 | 4.305263 | 4.273684 | 4.336842 | 4.296842 | Excellent |
| Mr. Giri Bhusan Sharma | NME-309 | 2 | EN1 | 4.4590163 | 4.393443 | 4.409836 | 4.131147 | 4.114754 | 4.30164 | Excellent |
| Ms Arunima Sirohi Tomer | MBA-HR01 | 2 | MBA | 4.111111 | 4.377778 | 4.288889 | 4.377778 | 4.355556 | 4.302222 | Excellent |
| Ms Arunima Sirohi Tomer | NMBA-031 | 2 | MBA | 4.2391305 | 4.326087 | 4.413044 | 4.239131 | 4.304348 | 4.304348 | Excellent |
| Ms. Snigdha Chaturvedi | NHU-501 | 3 | EN2 | 4.308773 | 4.31579 | 4.280702 | 4.350877 | 4.245614 | 4.308772 | Excellent |
| Mr Pradeep Kumar | NAS-101 | 1 | IT2 | 4.414634 | 4.04878 | 4.560976 | 4.317073 | 4.219512 | 4.312195 | Excellent |

| | | | | | | | | | | |
|----------------------------|----------|---|-----|-----------|----------|----------|----------|----------|-----------------|------------------|
| Mr Ajay Singh Parmar | NME-502 | 3 | ME1 | 4 | 4.166667 | 4.357143 | 4.476191 | 4.595238 | 4.319048 | Excellent |
| Mr. Gyanesh Singh | NEE-503 | 3 | 2EN | 4.3333335 | 4.277778 | 4.305555 | 4.277778 | 4.416667 | 4.322222 | Excellent |
| Mr. Neeraj Kumar Sirohi | NCS-101 | 1 | CS3 | 4.2083335 | 4.236111 | 4.5 | 4.361111 | 4.347222 | 4.330555 | Excellent |
| Mr. Praveen Chaurasia | NEC-503 | 3 | 2EC | 4.4 | 4.24 | 4.2 | 4.4 | 4.44 | 4.336 | Excellent |
| Mr. Praveen Kumar | NIC-501 | 3 | 2EC | 4.423077 | 4.384615 | 4.346154 | 4.384615 | 4.192308 | 4.346154 | Excellent |
| Mr. Pranav Dixit | NAS-103 | 1 | ME2 | 4.1044774 | 4.044776 | 4.761194 | 4.462687 | 4.417911 | 4.358209 | Excellent |
| Ms. Anchal Verma | APT-01 | 4 | 2ME | 4.32 | 4.36 | 4.28 | 4.48 | 4.36 | 4.36 | Excellent |
| Ms. Rashmi Maheshwari | NCE-301 | 2 | ME1 | 4.1 | 4.1 | 4.55 | 4.65 | 4.4 | 4.36 | Excellent |
| Mr. Devendra Kumar Sinha | NME-101 | 1 | 2ME | 4.2941175 | 4.323529 | 4.485294 | 4.308824 | 4.397059 | 4.361765 | Excellent |
| Mr. Saurabh Kumar | NCS-303 | 2 | 2CS | 4.2352943 | 4.313726 | 4.45098 | 4.352941 | 4.470588 | 4.364706 | Excellent |
| Mr. Vijay Singh | ECS-702 | 4 | CS2 | 4.2654867 | 4.230089 | 4.513274 | 4.460177 | 4.362832 | 4.366372 | Excellent |
| Mr. Sameer Anand | NEC-508 | 3 | 2EN | 4.2777777 | 4.388889 | 4.361111 | 4.305555 | 4.5 | 4.366667 | Excellent |
| Dr. Savita Chaurasia | NBT-102 | 1 | BT | 4.1666665 | 4.333334 | 4.333334 | 4.5 | 4.5 | 4.366667 | Excellent |
| Dr. Narendra Kumar | NBT-304 | 2 | BT | 3.9756098 | 4.146341 | 4.585366 | 4.487805 | 4.658536 | 4.370732 | Excellent |
| Ms. Mubina Shekh | EME-041 | 4 | ME1 | 4.1363635 | 4.181818 | 4.545455 | 4.5 | 4.5 | 4.372727 | Excellent |
| Ms Punjika Rathi | NMBA-012 | 1 | MBA | 4.230769 | 4.107692 | 4.584615 | 4.4 | 4.553846 | 4.375385 | Excellent |
| Dr. Abhay Nanda Srivastava | NAS-102 | 1 | EC2 | 3.93617 | 4.021277 | 4.765957 | 4.617021 | 4.553192 | 4.378724 | Excellent |
| Ms Shaili Gupta | NCS-301 | 2 | 2CS | 4.4583335 | 4.458334 | 4.395834 | 4.270834 | 4.3125 | 4.379167 | Excellent |
| Mr. Shiv Om Sharma | NME-303 | 2 | 2ME | 4.242424 | 3.878788 | 4.818182 | 4.545455 | 4.424243 | 4.381818 | Excellent |
| Mr. Sachin Kumar | NAS-101 | 1 | EN1 | 4.306452 | 4.274194 | 4.451613 | 4.483871 | 4.403226 | 4.383871 | Excellent |
| Kanika Gupta | NME-102 | 1 | CS3 | 4.428571 | 4.442857 | 4.342857 | 4.4 | 4.442857 | 4.411429 | Excellent |
| Mr. V. K. Agrawal | NEC-101 | 1 | EC2 | 4.1555557 | 4.022222 | 4.622222 | 4.622222 | 4.644445 | 4.413333 | Excellent |

| | | | | | | | | | | |
|---------------------------------|----------|---|-----|-----------|----------|----------|----------|----------|----------|-----------|
| Dr. Suyash Kr. Srivastava | NOE-033 | 2 | ME2 | 4.4 | 4.377778 | 4.511111 | 4.422222 | 4.377778 | 4.417778 | Excellent |
| Mr. Nitin Kumar Agarwal | AUC-001 | 2 | ME1 | 4.4545455 | 4.409091 | 4.318182 | 4.5 | 4.454546 | 4.427273 | Excellent |
| Dr. Prabhash Tyagi | NAS-101 | 1 | ME2 | 4.328358 | 4.402985 | 4.716418 | 4.313433 | 4.38806 | 4.429851 | Excellent |
| Mr. Om Prakash Umrao | NME-303 | 2 | ME2 | 4.369565 | 4.304348 | 4.652174 | 4.413044 | 4.413044 | 4.430435 | Excellent |
| Mr.Nizam Uddin Khan | NCS-301 | 2 | IT1 | 4.6551723 | 4.310345 | 4.655172 | 4.241379 | 4.310345 | 4.434483 | Excellent |
| Mr. Gaurav Kr Mishra | NME-303 | 2 | ME1 | 4.347826 | 4.173913 | 4.652174 | 4.521739 | 4.478261 | 4.434783 | Excellent |
| Mr.Pranav Dixit | NAS-103 | 1 | EC1 | 4.4444447 | 4.044445 | 4.622222 | 4.6 | 4.488889 | 4.44 | Excellent |
| Dr. Gunjan Sharma | NAS-301 | 2 | 2EC | 4.4827585 | 4.482759 | 4.62069 | 4.37931 | 4.241379 | 4.44138 | Excellent |
| Mr.Atul Kumar | VAP-001 | 2 | CS3 | 4.6666665 | 4.575758 | 4.484849 | 4.272728 | 4.212121 | 4.442424 | Excellent |
| Mr. Mayank Aggarwal | NEE-302 | 2 | EN2 | 4.4473686 | 4.31579 | 4.5 | 4.473684 | 4.5 | 4.447369 | Excellent |
| Mr. Mohit Rastogi | NAS-103 | 1 | 2CS | 4.303571 | 4.410714 | 4.660714 | 4.464286 | 4.410714 | 4.45 | Excellent |
| Kamakshi | EEC-702 | 4 | EC2 | 4.233333 | 4.366667 | 4.433333 | 4.633333 | 4.6 | 4.453333 | Excellent |
| Ms. Meenu Baliyan | NMBA-013 | 1 | MBA | 4.3650794 | 4.285714 | 4.666667 | 4.523809 | 4.476191 | 4.463492 | Excellent |
| Dr.Neetu Goel | NAS-102 | 1 | EC1 | 4.2173915 | 4.065218 | 4.586957 | 4.739131 | 4.717392 | 4.465218 | Excellent |
| Mr. Dipu Kumar | NBT-302 | 2 | BT | 4.263158 | 4.368421 | 4.631579 | 4.421053 | 4.657895 | 4.468421 | Excellent |
| Mr Ankit Kumar | PPP-001 | 4 | 2CS | 4.521739 | 4.492754 | 4.521739 | 4.405797 | 4.405797 | 4.469565 | Excellent |
| Dr. KVVNS Sundari Kameshwari | NCS-303 | 2 | CS3 | 4.4324327 | 4.621622 | 4.459459 | 4.378378 | 4.459459 | 4.47027 | Excellent |
| Mr.V. K. Agrawal | NEC-101 | 1 | 2ME | 4.352113 | 4.140845 | 4.746479 | 4.535211 | 4.577465 | 4.470423 | Excellent |
| Dr. Suman Gupta | NAS-105 | 1 | BT | 4.355932 | 4.457627 | 4.559322 | 4.474577 | 4.508474 | 4.471187 | Excellent |
| Ms. Pooja Goel | EOE-071 | 4 | EC1 | 4.6666665 | 4.37037 | 4.481482 | 4.444445 | 4.407407 | 4.474074 | Excellent |
| Mr. Manish Zadoo | NEC-501 | 3 | EC2 | 4.244444 | 4.422222 | 4.644445 | 4.644445 | 4.422222 | 4.475555 | Excellent |
| Mr. Vikram Singh | NAS-101 | 1 | CE | 4.516667 | 4.333334 | 4.466667 | 4.566667 | 4.5 | 4.476667 | Excellent |

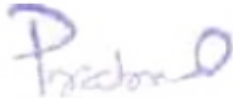
| | | | | | | | | | | |
|-----------------------------|---------|---|-----|-----------|----------|----------|----------|----------|-----------------|------------------|
| Ms. Ann Mary Joy | EOE-072 | 4 | 2CS | 4.375 | 4.3625 | 4.5375 | 4.6 | 4.5375 | 4.4825 | Excellent |
| Ms Arunima Sirohi Tomer | EOE-071 | 4 | BT | 4.5094337 | 4.509434 | 4.396226 | 4.509434 | 4.528302 | 4.490566 | Excellent |
| Mr. Pankaj Negi | EEC-046 | 4 | EN1 | 4.576271 | 4.576271 | 4.491526 | 4.40678 | 4.40678 | 4.491526 | Excellent |
| Mr Ashutosh Kumar Yadav | NEE-101 | 1 | ME2 | 4.4 | 4.307693 | 4.753846 | 4.476923 | 4.538462 | 4.495385 | Excellent |
| Mr Ankit Kumar | ECS-074 | 4 | 2CS | 4.513889 | 4.347222 | 4.569445 | 4.569445 | 4.541667 | 4.508333 | Excellent |
| Mr. Anurag Mishra | ECS-702 | 4 | 2CS | 4.5116277 | 4.476744 | 4.604651 | 4.476744 | 4.476744 | 4.509302 | Excellent |
| Ms Punjika Rathi | NHU-501 | 3 | 2ME | 4.7586207 | 4.62069 | 4.413793 | 4.310345 | 4.448276 | 4.510345 | Excellent |
| Mr Jasvendra Tyagi | NAS-101 | 1 | EC2 | 4.2765956 | 4.191489 | 4.659575 | 4.765957 | 4.659575 | 4.510638 | Excellent |
| Mr.Santosh Kumar Mishra | AUC-001 | 2 | BT | 4.848485 | 4.39394 | 4.39394 | 4.363637 | 4.606061 | 4.521212 | Excellent |
| Mr. Devendra Kumar Sinha | NME-101 | 1 | EN1 | 4.375 | 4.359375 | 4.671875 | 4.609375 | 4.609375 | 4.525 | Excellent |
| Mr. Saroj Kumar | NHU-501 | 3 | 2EN | 4.5263157 | 4.5 | 4.526316 | 4.552631 | 4.526316 | 4.526316 | Excellent |
| Mr. Vikram Singh | NAS-101 | 1 | 2ME | 4.6285715 | 4.6 | 4.557143 | 4.4 | 4.5 | 4.537143 | Excellent |
| Mr. Abhishek Saxena | EME-702 | 4 | 2ME | 4.4375 | 4.46875 | 4.53125 | 4.625 | 4.65625 | 4.54375 | Excellent |
| Mr. Vijay Kumar | EEC-046 | 4 | 2EN | 4.5438595 | 4.578948 | 4.68421 | 4.473684 | 4.438597 | 4.54386 | Excellent |
| Mr. Mukesh Kumar | NCS-502 | 3 | IT | 4.65 | 4.5 | 4.65 | 4.4 | 4.525 | 4.545 | Excellent |
| Dr. Suman Gupta | NAS-105 | 1 | CE | 4.4 | 4.5 | 4.466667 | 4.666667 | 4.7 | 4.546667 | Excellent |
| Mr. Ravi Ranjan | EME-041 | 4 | ME2 | 4.3913045 | 4.478261 | 4.652174 | 4.608696 | 4.608696 | 4.547826 | Excellent |
| Mr. Manish Zadoo | NEC-304 | 2 | EC1 | 4.711111 | 4.488889 | 4.622222 | 4.466667 | 4.466667 | 4.551111 | Excellent |
| Ms. Ekta Pandey | NAS-103 | 1 | CS2 | 4.4179106 | 4.582089 | 4.746269 | 4.567164 | 4.462687 | 4.555224 | Excellent |
| Mr. Shivansh Srivastava | NME-101 | 1 | ME1 | 4.422222 | 4.422222 | 4.6 | 4.688889 | 4.644445 | 4.555555 | Excellent |
| Dr. Suman Gupta | NAS-105 | 1 | CS2 | 4.558209 | 4.417911 | 4.761194 | 4.597015 | 4.671642 | 4.561194 | Excellent |
| Mr. Arashdeep Kaur | NHU-302 | 2 | 2EC | 4.5151515 | 4.454546 | 4.575758 | 4.606061 | 4.666667 | 4.563636 | Excellent |

| | | | | | | | | | | |
|----------------------------------|---------|---|-----|-----------|----------|----------|----------|----------|-----------------|------------------|
| Dr. Gunjan Sharma | NAS-103 | 1 | 2ME | 4.4 | 4.5 | 4.742857 | 4.614286 | 4.614286 | 4.574286 | Excellent |
| Vivek Bhardwaj | NME-102 | 1 | IT1 | 4.5079365 | 4.301587 | 4.698413 | 4.650794 | 4.714286 | 4.574603 | Excellent |
| Mr. Raj Kumar Singh | EEE-035 | 4 | EN1 | 4.637931 | 4.568965 | 4.655172 | 4.344828 | 4.689655 | 4.57931 | Excellent |
| Mr. Sumit Sharma | NME-502 | 3 | 2ME | 4.65625 | 4.625 | 4.46875 | 4.59375 | 4.5625 | 4.58125 | Excellent |
| Ms Shivani Agarwal | NEC-309 | 2 | CS3 | 4.6842103 | 4.631579 | 4.473684 | 4.552631 | 4.605263 | 4.589474 | Excellent |
| Mr. Ankit Kumar Saxena | NME-301 | 2 | ME2 | 4.577778 | 4.622222 | 4.577778 | 4.6 | 4.577778 | 4.591111 | Excellent |
| Mr. Saruabh Dubey | NCE-302 | 2 | CE | 4.410714 | 4.178571 | 4.75 | 4.821429 | 4.803571 | 4.592857 | Excellent |
| Mr.Sanjay Kumar | NAS-102 | 1 | EN1 | 4.616667 | 4.5 | 4.666667 | 4.616667 | 4.583334 | 4.596667 | Excellent |
| Mr. Deepak Kr. Yadav | NME-504 | 3 | ME1 | 4.577778 | 4.511111 | 4.666667 | 4.555555 | 4.711111 | 4.604445 | Excellent |
| Mr.Pravesh Chandra Srivastava | NAS-103 | 1 | IT1 | 4.6617646 | 4.573529 | 4.882353 | 4.588235 | 4.338235 | 4.608823 | Excellent |
| Mr. Arjun Singh Katiyar | EEC-701 | 4 | 2EC | 4.487805 | 4.463415 | 4.390244 | 4.878049 | 4.829269 | 4.609756 | Excellent |
| Mr. Priya Rajan Kumar | EBT-042 | 4 | BT | 4.5588236 | 4.617647 | 4.588235 | 4.647059 | 4.647059 | 4.611765 | Excellent |
| Mr. Nitin Kumar Agarwal | AUC-001 | 2 | ME2 | 4.617021 | 4.617021 | 4.617021 | 4.638298 | 4.574468 | 4.612766 | Excellent |
| Mr Ashutosh Kumar Yadav | NEE-101 | 1 | EN1 | 4.5172415 | 4.5 | 4.775862 | 4.655172 | 4.637931 | 4.617241 | Excellent |
| Mr. Abhishek Gupta | NEE-502 | 3 | EN2 | 4.616667 | 4.65 | 4.633333 | 4.616667 | 4.6 | 4.623334 | Excellent |
| Mr. Pankaj Negi | EEN-701 | 4 | 2EN | 4.59322 | 4.677966 | 4.644068 | 4.610169 | 4.59322 | 4.623729 | Excellent |
| Mr Ram Sewak Singh | NEC-101 | 1 | 2EC | 4.428571 | 4.547619 | 4.904762 | 4.595238 | 4.642857 | 4.623809 | Excellent |
| Mr. Sumit Sharma | NME-501 | 3 | ME1 | 4.595238 | 4.476191 | 4.690476 | 4.595238 | 4.785714 | 4.628572 | Excellent |
| Mr Ram Sewak Singh | NEC-101 | 1 | ME1 | 4.5652175 | 4.652174 | 4.782609 | 4.586957 | 4.565218 | 4.630435 | Excellent |
| Dr. Suyash Kr. Srivastava | NOE-033 | 2 | 2ME | 4.6764708 | 4.647059 | 4.676471 | 4.676471 | 4.5 | 4.635294 | Excellent |
| Mr. Deepak Kr. Yadav | NCE-301 | 2 | 2ME | 4.757576 | 4.787979 | 4.787879 | 4.727273 | 4.121212 | 4.636364 | Excellent |
| Ms.Mayurika Saxena | NEC-101 | 1 | ME2 | 4.632353 | 4.558824 | 4.779412 | 4.544118 | 4.705883 | 4.644118 | Excellent |

| | | | | | | | | | | |
|----------------------------------|----------|---|-----|-----------|----------|----------|----------|----------|-----------------|------------------|
| Ms Arunima Sirohi Tomer | NMBA-011 | 1 | MBA | 4.6153846 | 4.446154 | 4.784616 | 4.753846 | 4.630769 | 4.646154 | Excellent |
| Ms. Kalpana Gupta | NME-503 | 3 | ME1 | 4.5581393 | 4.651163 | 4.72093 | 4.511628 | 4.790698 | 4.646512 | Excellent |
| Mr Rajeev Kr Chauhan | NEE-101 | 1 | 2EC | 4.711111 | 4.6 | 4.622222 | 4.688889 | 4.644445 | 4.653333 | Excellent |
| Mr.V. K. Agrawal | NEC-101 | 1 | EN1 | 4.5833335 | 4.616667 | 4.783333 | 4.616667 | 4.666667 | 4.653333 | Excellent |
| Mr. Nitin Kumar Agarwal | NMBA-016 | 1 | MBA | 4.672131 | 4.590164 | 4.688525 | 4.655738 | 4.672131 | 4.655738 | Excellent |
| Mr. Priya Rajan Kumar | NBT-502 | 3 | BT | 4.647059 | 4.490196 | 4.72549 | 4.745098 | 4.72549 | 4.666667 | Excellent |
| Mr. Mayank Aggarwal | EEN-701 | 4 | EN1 | 4.745763 | 4.59322 | 4.711865 | 4.762712 | 4.525424 | 4.667797 | Excellent |
| Mr. Balwant Singh | NIC-501 | 3 | EC2 | 4.7234044 | 4.638298 | 4.723404 | 4.744681 | 4.510638 | 4.668085 | Excellent |
| Mr. Hari Shanker Sharma | NAS-103 | 1 | ME1 | 4.7826085 | 4.673913 | 4.739131 | 4.565218 | 4.586957 | 4.669565 | Excellent |
| Mr. R.P.S Chauhan | NEC-503 | 3 | EC2 | 4.489362 | 4.638298 | 4.744681 | 4.723404 | 4.765957 | 4.67234 | Excellent |
| Ms. Ekta Pandey | NAS-103 | 1 | EC2 | 4.478261 | 4.456522 | 4.891305 | 4.76087 | 4.782609 | 4.673913 | Excellent |
| Dr. J.P.Mani | EOE-071 | 4 | ME2 | 4.59375 | 4.5625 | 4.71875 | 4.8125 | 4.75 | 4.6875 | Excellent |
| Dr. Suman Gupta | NAS-105 | 1 | IT1 | 4.584615 | 4.646154 | 4.753846 | 4.738462 | 4.723077 | 4.689231 | Excellent |
| Mr. Vikram Singh | NOE-033 | 2 | CE | 4.5757575 | 4.484849 | 4.742424 | 4.787879 | 4.863637 | 4.690909 | Excellent |
| Ms.Mayurika Saxena | NEC-101 | 1 | EC1 | 4.6666665 | 4.533333 | 4.822222 | 4.777778 | 4.733333 | 4.706667 | Excellent |
| Mr.Sanjay Kumar | NAS-102 | 1 | ME2 | 4.8955226 | 4.656716 | 4.955224 | 4.597015 | 4.447761 | 4.710448 | Excellent |
| Mr. DeboJyoti Sen | NEE-501 | 3 | 2EN | 4.756757 | 4.594595 | 4.783784 | 4.72973 | 4.72973 | 4.718919 | Excellent |
| Mr. Atul Kumar Kushwaha | NEE-303 | 2 | EN1 | 4.704918 | 4.639344 | 4.819672 | 4.737705 | 4.754098 | 4.731148 | Excellent |
| Dr. R.N. Baral | EEC-021 | 4 | 2EC | 4.65 | 4.625 | 4.725 | 4.85 | 4.825 | 4.735 | Excellent |
| Dr. Suman Gupta | NAS-105 | 1 | IT2 | 4.571429 | 4.619048 | 4.857143 | 4.880952 | 4.809524 | 4.747619 | Excellent |
| Mr. Om Prakash Yadav | NEE-504 | 3 | 2EN | 4.85 | 4.625 | 4.725 | 4.75 | 4.85 | 4.76 | Excellent |
| Mr.Pravesh Chandra Srivastava | NAS-103 | 1 | IT2 | 4.866667 | 4.644445 | 4.888889 | 4.777778 | 4.688889 | 4.773334 | Excellent |

| | | | | | | | | | | |
|-------------------------|---------|---|-----|-----------|----------|----------|----------|----------|-----------------|------------------|
| Dr. Rajni Sharma | PDP-001 | 4 | ME1 | 4.8636365 | 4.681818 | 4.772728 | 4.772728 | 4.818182 | 4.781818 | Excellent |
| Mr. Raj Kumar Singh | NEE-502 | 3 | 2EN | 4.810811 | 4.72973 | 4.756757 | 4.810811 | 4.810811 | 4.783784 | Excellent |
| Mr. Saroj Kumar | EEE-701 | 4 | 2EN | 4.745763 | 4.559322 | 4.898305 | 4.830509 | 4.898305 | 4.786441 | Excellent |
| Mr. Pankul Goel | NME-102 | 1 | CE | 4.836066 | 4.770492 | 4.737705 | 4.786885 | 4.836066 | 4.793443 | Excellent |
| Mr. Manish Patil | EME-701 | 4 | 2ME | 4.806452 | 4.806452 | 4.645161 | 4.870968 | 4.83871 | 4.793549 | Excellent |
| Mr. Mohit Rastogi | NAS-103 | 1 | CS3 | 4.8055553 | 4.777778 | 4.833334 | 4.819445 | 4.75 | 4.797222 | Excellent |
| Mr. Tej Singh | NAS-103 | 1 | EN2 | 4.736842 | 4.789474 | 4.842105 | 4.842105 | 4.824562 | 4.807017 | Excellent |
| Mr. Raj Kumar Singh | EEE-035 | 4 | 2EN | 4.875 | 4.857143 | 4.732143 | 4.785714 | 4.785714 | 4.807143 | Excellent |
| Mr. Varun Singhal | NEE-302 | 2 | EN1 | 4.9 | 4.783333 | 4.916667 | 4.75 | 4.7 | 4.81 | Excellent |
| Ms. Aanchal Jain | EOE-071 | 4 | EC2 | 4.857143 | 4.714286 | 4.857143 | 4.857143 | 4.821429 | 4.821429 | Excellent |
| Mr. Rahul Kr. Pandey | NAS-103 | 1 | 2EC | 4.840909 | 4.795455 | 4.931818 | 4.818182 | 4.772728 | 4.831818 | Excellent |
| Mr. Ravi Ranjan | EME-701 | 4 | ME1 | 4.5555553 | 4.814815 | 5 | 5 | 4.814815 | 4.837037 | Excellent |
| Mr. Sunil Kumar | NME-302 | 2 | ME1 | 4.8095236 | 4.761905 | 4.857143 | 4.904762 | 4.857143 | 4.838095 | Excellent |
| Mr Rajeev Kr Chauhan | NEE-101 | 1 | 2ME | 4.8985505 | 4.927536 | 4.869565 | 4.753623 | 4.768116 | 4.843478 | Excellent |
| Mr Ajay Singh Parmar | EME-032 | 4 | ME1 | 4.7058825 | 4.764706 | 4.882353 | 5 | 4.941176 | 4.858823 | Excellent |
| Mr. Nitin Kumar Agarwal | AUC-001 | 2 | CE | 4.8333335 | 4.87037 | 4.814815 | 4.925926 | 4.907407 | 4.87037 | Excellent |
| Kamakshi | EEC-702 | 4 | 2EC | 4.875 | 4.875 | 4.85 | 4.825 | 4.95 | 4.875 | Excellent |
| Mr. Ravi Kumar | EEC-701 | 4 | EC2 | 4.8125 | 4.75 | 4.90625 | 4.9375 | 4.96875 | 4.875 | Excellent |
| Mr. Tej Singh | NAS-103 | 1 | EN1 | 4.875 | 4.828125 | 4.9375 | 4.90625 | 4.890625 | 4.8875 | Excellent |
| Mr. DeboJyoti Sen | EEE-701 | 4 | EN1 | 4.866667 | 4.9 | 4.95 | 4.833334 | 4.9 | 4.89 | Excellent |
| Mr. Manish Patil | EME-031 | 4 | ME1 | 4.8636365 | 4.954746 | 4.863637 | 4.909091 | 4.909091 | 4.9 | Excellent |
| Ms. Kinshuki Sharma | NAS-102 | 1 | 2EC | 4.883721 | 4.883721 | 4.906977 | 4.953488 | 4.930233 | 4.911628 | Excellent |

| | | | | | | | | | | |
|------------------|---------|---|-----|-----------|----------|----------|----------|----------|-----------------|------------------|
| Dr. J.P.Mani | EOE-071 | 4 | ME1 | 4.964286 | 4.928571 | 4.857143 | 4.857143 | 5 | 4.921429 | Excellent |
| Mr. Umang Sharma | NEE-101 | 1 | EC2 | 4.9574466 | 4.87234 | 4.957447 | 4.893617 | 4.957447 | 4.92766 | Excellent |
| Mr. Gaurav Saini | EME-042 | 4 | ME1 | 4.882353 | 4.882353 | 5 | 5 | 4.941176 | 4.941176 | Excellent |
| Ms. Anchal Verma | APT-01 | 4 | ME1 | 5 | 4.958334 | 4.958334 | 4.958334 | 4.916667 | 4.958334 | Excellent |


 Director
 IMS Engineering College
 Ghazabad

Summary Report of Faculty FeedBack Even Semester(2015-2016)

| Faculty Name | Subject Code | Year | Branch | Lect Delivery Percentage | Subject Understanding Percentage | Punctuality Percentage | Timely Assig given Percentage | Timely Assig check Percentage | Percentage | Status |
|---------------------------|--------------|------|--------|--------------------------|----------------------------------|------------------------|-------------------------------|-------------------------------|------------|---------------|
| Mr. Bibeka Nand Pathak | NME-402 | 2 | ME2 | 26.67 | 30 | 30 | 31.67 | 31.67 | 30 | Below Average |
| Mr. Amit Chaurasia | NCS-402 | 2 | IT1 | 41.03 | 41.54 | 48.21 | 48.72 | 43.59 | 44.62 | Below Average |
| Ms Annu Govind | NEE-601 | 3 | 2EN | 43.94 | 42.73 | 48.18 | 46.67 | 42.42 | 44.79 | Below Average |
| Mr Vivek Jain | NCS-066 | 3 | CS1 | 40.48 | 41.43 | 48.57 | 48.57 | 47.14 | 45.24 | Below Average |
| Ms Annu Govind | NEE-601 | 3 | EN1 | 41.54 | 40 | 48.46 | 52.31 | 47.69 | 46 | Below Average |
| Monalisa Panigrahi | NEC-408 | 2 | IT1 | 47.57 | 46.49 | 49.19 | 49.73 | 47.57 | 48.11 | Below Average |
| Mr. Siddhi Nath Rajan | NOE-041 | 2 | IT1 | 44.76 | 46.67 | 50.95 | 49.05 | 50 | 48.29 | Below Average |
| Dr. Meenakshi Gupta | NHU-402 | 2 | IT1 | 48.57 | 49.71 | 46.29 | 49.14 | 50.86 | 48.91 | Below Average |
| Ms. Tanvi Shree | NCS-401 | 2 | IT1 | 48.84 | 43.72 | 54.88 | 51.63 | 50.23 | 49.86 | Below Average |
| Dr. Meghna Singh | EBT-062 | 4 | BT | 45 | 48.75 | 53.75 | 52.5 | 50 | 50 | Below Average |
| Mr. Saruabh Dubey | NCE-402 | 2 | CE | 51.3 | 47.83 | 52.61 | 52.61 | 52.61 | 51.39 | Below Average |
| Ms. Anuja Shaktawat | NEN-014 | 3 | 2EN | 52 | 53.67 | 48.33 | 52 | 52 | 51.6 | Below Average |
| Mr Vivek Jain | NCS-066 | 3 | CS2 | 48.95 | 48.95 | 58.42 | 54.74 | 53.68 | 52.95 | Below Average |
| Mr. Jaya Nidhi Vashishtha | NEC-402 | 2 | EC2 | 49.43 | 47.92 | 58.87 | 57.74 | 55.85 | 53.96 | Below Average |
| Mr Abhishek Sharma | NEC-602 | 3 | EC1 | 52.27 | 51.82 | 57.27 | 57.73 | 56.82 | 55.18 | Below Average |
| Ms. Sapna Yadav | NCS-403 | 2 | CS1 | 55.82 | 50.15 | 54.93 | 57.01 | 62.69 | 56.12 | Below Average |
| Mr. Nitin Kumar Agarwal | NMBA-FM03 | 2 | MBA | 60 | 56.3 | 58.52 | 54.81 | 53.33 | 56.59 | Below Average |
| Mr. Saruabh Dubey | NCE-403 | 2 | CE | 56.96 | 53.91 | 59.57 | 59.13 | 58.26 | 57.57 | Below Average |
| Dr. Meghna Singh | NBT-013 | 3 | BT | 56 | 56.67 | 58 | 60 | 57.33 | 57.6 | Below Average |
| Ms. Mubina Shekh | EME-055 | 4 | ME2 | 57.14 | 57.14 | 58.1 | 61.9 | 60.95 | 59.05 | Below Average |

| | | | | | | | | | | |
|--------------------------|---------|---|-----|-------|-------|-------|-------|-------|--------------|----------------------|
| Mr. Nitin Kumar Agarwal | AUC-001 | 2 | IT1 | 59.53 | 59.07 | 59.07 | 60 | 58.14 | 59.16 | Below Average |
| Mr. Om Prakash Umrao | NME-604 | 3 | ME2 | 55.24 | 54.29 | 59.05 | 66.67 | 62.86 | 59.62 | Below Average |
| Dr Avdhesh Gupta | NCS-601 | 3 | CS1 | 62.99 | 55.22 | 59.1 | 63.88 | 63.58 | 60.96 | Average |
| Ms.Deepali Aggarwal | AUC-001 | 2 | CS1 | 63.22 | 55.22 | 59.1 | 63.88 | 63.58 | 61 | Average |
| Ms. Rashmi Maheshwari | NME-403 | 2 | ME2 | 60.54 | 63.24 | 63.78 | 60.54 | 60 | 61.62 | Average |
| Ms.Anjali Sardana | NHU-601 | 3 | CS1 | 62.27 | 60 | 61.82 | 59.09 | 65 | 61.64 | Average |
| Mr. Gaurav Kr Mishra | NME-401 | 2 | ME2 | 62 | 63.24 | 63.78 | 60.54 | 60 | 61.91 | Average |
| Ms Vineeta | ECS-082 | 4 | CS1 | 60.83 | 59.17 | 62.5 | 64.17 | 65.83 | 62.5 | Average |
| Mr. Arvind Kumar Pandit | NME-403 | 2 | 2ME | 61.76 | 54.12 | 62.35 | 63.53 | 71.18 | 62.59 | Average |
| Ms. Mubina Shekh | EME-055 | 4 | ME1 | 61.02 | 61.69 | 64.41 | 63.05 | 64 | 62.83 | Average |
| Mr. Anurag Mishra | NCS-403 | 2 | 2CS | 61.02 | 61.69 | 64.41 | 63.05 | 65.08 | 63.05 | Average |
| Ms Vineeta | NCS-602 | 3 | CS1 | 61.02 | 61.69 | 65 | 63.05 | 65.08 | 63.16 | Average |
| Ms Vineeta | ECS-852 | 4 | CS1 | 65.83 | 64.17 | 64.17 | 60 | 63.33 | 63.5 | Average |
| Mr. Vivek Kumar | NHU-402 | 2 | CS3 | 64.71 | 62.35 | 67.06 | 61.57 | 63.92 | 63.92 | Average |
| Mr. Saurabh Kumar | NAS-401 | 2 | ME1 | 62.22 | 64.81 | 67.78 | 66.3 | 58.89 | 64 | Average |
| Mr. Amit Kr. Gautam | NCS-401 | 2 | 2CS | 65.83 | 64.17 | 64.17 | 63 | 63.33 | 64.1 | Average |
| Mr.Deepak Vishwakarma | NIT-401 | 2 | IT1 | 64.19 | 60.47 | 66.05 | 66.98 | 63.72 | 64.28 | Average |
| Mr. Prasoon Choudhary | NHU-402 | 2 | ME1 | 55.77 | 65.38 | 66.92 | 64.62 | 69.23 | 64.38 | Average |
| Ms.Anjali Sardana | NHU-601 | 3 | CS2 | 60 | 61.58 | 64.21 | 66.32 | 70 | 64.42 | Average |
| Dr Pankaj Agarwal | NCS-063 | 3 | CS2 | 60 | 61.58 | 64.21 | 66.32 | 70.53 | 64.53 | Average |
| Mr.Neeraj Jain | EEC-802 | 4 | EC2 | 66.79 | 64.53 | 63.02 | 65.66 | 65.28 | 65.06 | Average |
| Dr Pankaj Agarwal | NCS-063 | 3 | CS1 | 64.62 | 63.08 | 65.13 | 64.1 | 69.23 | 65.23 | Average |
| Mr. Updesh Kumar Jaiswal | NIT-064 | 3 | IT | 64.62 | 63.08 | 65.13 | 64.1 | 70 | 65.38 | Average |
| Prof Rahul Dayal | NEC-601 | 3 | EC2 | 63.9 | 61.56 | 70.65 | 67.79 | 64.16 | 65.61 | Average |
| Mr. Vivek Kumar | NHU-601 | 3 | BT | 65.72 | 63.72 | 68.84 | 66.05 | 66.98 | 65.86 | Average |

| | | | | | | | | | | |
|---------------------------|---------|---|-----|-------|-------|-------|-------|-------|--------------|----------------|
| Dr Avdhesh Gupta | NCS-601 | 3 | 2CS | 67.14 | 60.71 | 67.86 | 67.86 | 67.14 | 66.14 | Average |
| Dr. Meghna Singh | EOE-081 | 4 | BT | 58.67 | 59.67 | 70 | 70.67 | 72 | 66.2 | Average |
| Dr. Upasana Pandey | NCS-401 | 2 | CS3 | 65.38 | 60 | 70.77 | 68.46 | 66.92 | 66.31 | Average |
| Mr. Gaurav Kr Mishra | NME-401 | 2 | ME1 | 65.09 | 64.36 | 68.73 | 67.64 | 65.82 | 66.33 | Average |
| Mr. Gyanesh Singh | NEN-014 | 3 | EN2 | 65.41 | 64.86 | 67.03 | 68.11 | 66.49 | 66.38 | Average |
| Mr. Amit Chaurasia | NCS-603 | 3 | IT | 64.35 | 68.7 | 70.87 | 68.7 | 60.87 | 66.7 | Average |
| Mr. Jaya Nidhi Vashishtha | NEC-402 | 2 | 2EC | 63.81 | 66.67 | 67.62 | 67.62 | 69.52 | 67.05 | Average |
| Mr. Amit Choudhary | EOE-081 | 4 | EC2 | 68.7 | 65.65 | 65.22 | 68.26 | 67.83 | 67.13 | Average |
| Mr. Bibeka Nand Pathak | NME-402 | 2 | ME1 | 63.46 | 61.15 | 73.08 | 68.85 | 69.62 | 67.23 | Average |
| Mr. Mayank Aggarwal | NEN-022 | 3 | EN2 | 70.23 | 67.44 | 67.44 | 69.3 | 63.26 | 67.53 | Average |
| Prof Rahul Dayal | NEC-601 | 3 | EC1 | 66.82 | 63.18 | 69.09 | 69.09 | 70 | 67.64 | Average |
| Dr. Abhimanyu Kr. Jha | NBT-012 | 3 | BT | 69.44 | 72.78 | 63.33 | 68.89 | 65.56 | 68 | Average |
| Ms.Rashmi Chandra | NBT-601 | 3 | BT | 40 | 60 | 80 | 100 | 60 | 68 | Average |
| Ms. Mohini Vats | FMB-001 | 3 | BT | 60.23 | 40 | 80.12 | 100 | 60.12 | 68.09 | Average |
| Mr.Vijay Singh | ECS-852 | 4 | CS2 | 78.77 | 78.46 | 92.62 | 44.92 | 45.85 | 68.12 | Average |
| Mr. Praveen Chaurasia | NEC-404 | 2 | EC1 | 68.75 | 64.38 | 70 | 68.75 | 70 | 68.38 | Average |
| Mr Ajay Singh Parmar | NME-011 | 3 | 2ME | 68 | 63 | 65 | 73 | 73 | 68.4 | Average |
| Mr Jasvendra Tyagi | NAS-201 | 1 | BT | 65.22 | 66.09 | 70.87 | 70 | 70.43 | 68.52 | Average |
| Ms. Jyoti Guglani | NEC-402 | 2 | EC1 | 63.75 | 64.38 | 72.5 | 72.5 | 70.62 | 68.75 | Average |
| Dr. Raza Rasool | NAS-202 | 1 | 2CS | 65.71 | 61.43 | 71.79 | 75.71 | 70 | 68.93 | Average |
| Mr. Arvind Kumar Pandit | NME-403 | 2 | ME1 | 64.31 | 69.41 | 68.24 | 74.9 | 68.24 | 69.02 | Average |
| Ms. Richa Mishra | NCS-603 | 3 | CS1 | 67.11 | 69.33 | 68.89 | 73.33 | 67.56 | 69.24 | Average |
| Ms. Meena Kashyap | NAS-201 | 1 | 2CS | 67.72 | 65.26 | 71.23 | 76.14 | 70.88 | 70.25 | Good |
| Mr Suneel Kr Kalla | NME-202 | 1 | EN2 | 65.53 | 67.66 | 74.47 | 72.34 | 71.49 | 70.3 | Good |
| Mr Ankit Kumar | ECS-801 | 4 | CS1 | 70.77 | 69.23 | 71.54 | 70.77 | 69.23 | 70.31 | Good |

| | | | | | | | | | | |
|----------------------------|----------|---|-----|-------|-------|-------|-------|-------|--------------|-------------|
| Mr Ashutosh Kumar Yadav | NEE-201 | 1 | 2CS | 69.64 | 71.43 | 70 | 71.43 | 69.64 | 70.43 | Good |
| Ms. Rashmi Maheshwari | NME-021 | 3 | ME2 | 65.71 | 68.57 | 67.62 | 74.29 | 76.19 | 70.48 | Good |
| Ms. Lipika Goel | AUC-001 | 2 | CS3 | 68.37 | 73.02 | 65.58 | 75.35 | 71.63 | 70.79 | Good |
| Mr. Ankur Gupta | NCE-401 | 2 | CE | 71.49 | 65.53 | 72.34 | 73.62 | 72.34 | 71.06 | Good |
| Dr. Manu Srivastava | NME-202 | 1 | ME1 | 67.69 | 66.67 | 73.85 | 74.87 | 72.31 | 71.08 | Good |
| Mr. Kunwar Pal Singh | NAS-401 | 2 | 2CS | 68.3 | 68.3 | 73.21 | 71.7 | 73.96 | 71.09 | Good |
| Mr. Sudhir Kr. Singh | NEE-409 | 2 | ME1 | 70.98 | 70.59 | 75.69 | 70.98 | 67.45 | 71.14 | Good |
| Mr. Om Prakash Yadav | NEN-603 | 3 | EN2 | 72 | 71.5 | 72 | 70.5 | 74 | 72 | Good |
| Mr Jasvendra Tyagi | NAS-201 | 1 | EC2 | 73.17 | 68.29 | 71.71 | 72.68 | 76.1 | 72.39 | Good |
| Dr. Abhay Nanda Srivastava | NAS-202 | 1 | CS3 | 71.38 | 67.69 | 74.77 | 74.77 | 74.77 | 72.68 | Good |
| Ms Shivani Agarwal | NCS-602 | 3 | CS2 | 71.58 | 70 | 71.05 | 73.68 | 77.89 | 72.84 | Good |
| Mr. Umesh Gupta | ECS-087 | 4 | 2CS | 72.73 | 70 | 71.82 | 76.36 | 73.64 | 72.91 | Good |
| Mr. Umesh Gupta | NCS-403 | 2 | CS2 | 71.06 | 68.09 | 73.62 | 74.89 | 77.45 | 73.02 | Good |
| Dr. Manu Srivastava | EME-062 | 4 | ME1 | 71.6 | 74.8 | 71.6 | 72 | 75.6 | 73.12 | Good |
| Ms. Lipika Goel | AUC-001 | 2 | 2CS | 72.22 | 68.15 | 74.44 | 75.19 | 75.93 | 73.19 | Good |
| Mr. Sameer Anand | NHU-402 | 2 | EN2 | 69.6 | 70.8 | 74 | 73.6 | 78.4 | 73.28 | Good |
| Mr. Yogendra Singh | NCS-601 | 3 | IT | 71.28 | 74.36 | 76.92 | 73.85 | 71.28 | 73.54 | Good |
| Ms. Sapna Yadav | NCS-403 | 2 | CS3 | 68.26 | 72.61 | 76.52 | 73.91 | 76.52 | 73.57 | Good |
| Ms.Rashmi Chandra | EBT-801 | 4 | BT | 70.49 | 71.15 | 71.15 | 77.38 | 78.69 | 73.77 | Good |
| Dr. Neetu Goel | NAS-202 | 1 | IT2 | 72.34 | 70.64 | 74.89 | 75.32 | 75.74 | 73.79 | Good |
| Ms Punjika Rathi | NMBA-043 | 2 | MBA | 72.86 | 70.71 | 72.86 | 76.43 | 76.43 | 73.86 | Good |
| Mr. Vijay Singh | ECS-801 | 4 | CS2 | 44.31 | 42.77 | 94.77 | 93.54 | 94.77 | 74.03 | Good |
| Mr. Ankit Kumar Saxena | EME-051 | 4 | ME1 | 73.75 | 73.75 | 74 | 74.25 | 74.5 | 74.05 | Good |
| Ms Shaili Gupta | NCS-402 | 2 | CS1 | 75.62 | 77.26 | 77.81 | 74.79 | 64.93 | 74.08 | Good |
| Mr. Ankit Kumar Saxena | EME-064 | 4 | ME1 | 74.55 | 74.55 | 75.32 | 72.47 | 74.55 | 74.29 | Good |

| | | | | | | | | | | |
|------------------------|----------|---|-----|-------|-------|-------|-------|-------|--------------|-------------|
| Ms. Tanvi Shree | NCS-401 | 2 | IT2 | 64.88 | 69.27 | 81.95 | 78.54 | 77.56 | 74.44 | Good |
| Dr.Savita Chaurasia | NBT-023 | 3 | BT | 58.5 | 75 | 80 | 97 | 62 | 74.5 | Good |
| Ms.Shomini Parashar | NBT-603 | 3 | BT | 70.23 | 69.3 | 74.88 | 78.6 | 80 | 74.6 | Good |
| Sulekha Saxena | NEC-409 | 2 | EN1 | 68.08 | 68.46 | 78.46 | 77.31 | 80.77 | 74.62 | Good |
| Mr. Amit Choudhary | NEE-402 | 2 | EN1 | 70.38 | 71.92 | 79.23 | 75.77 | 76.54 | 74.77 | Good |
| Mr. Ankit Kumar Saxena | EME-064 | 4 | ME2 | 86 | 70 | 80 | 68 | 70 | 74.8 | Good |
| Mr. Gaurav Saini | EOE-081 | 4 | ME1 | 69.77 | 73.02 | 76.28 | 77.44 | 77.67 | 74.84 | Good |
| Kamakshi | NHU-402. | 2 | EC1 | 74.19 | 72.9 | 74.84 | 75.48 | 77.42 | 74.97 | Good |
| Ms Swati Singh | ECS-087 | 4 | CS1 | 73.33 | 75 | 75.83 | 74.17 | 76.67 | 75 | Good |
| Ms. Kinshuki Sharma | NAS-202 | 1 | CS2 | 75.38 | 62.31 | 77.69 | 79.62 | 80.77 | 75.15 | Good |
| Ms C Pushpanjali | NCS-201 | 1 | ME1 | 71 | 66.5 | 83 | 77 | 78.5 | 75.2 | Good |
| Mr. Raj Kumar Singh | NEE-601 | 3 | EN2 | 80.47 | 73.95 | 72.09 | 77.67 | 72.09 | 75.26 | Good |
| Mr. Giri Bhusan Sharma | NHU-402 | 2 | ME2 | 73.33 | 81.67 | 63.33 | 83.33 | 75 | 75.33 | Good |
| Mr. Shiv Om Sharma | NME-401 | 2 | 2ME | 77.84 | 73.51 | 76.22 | 74.59 | 74.59 | 75.35 | Good |
| Dr. R.N. Baral | EEC-801 | 4 | EC2 | 76.73 | 75.51 | 75.92 | 73.47 | 75.51 | 75.43 | Good |
| Dr. Abhimanyu Kr. Jha | EBT-051 | 4 | BT | 79.44 | 77.22 | 81.11 | 69.44 | 71.11 | 75.67 | Good |
| Ms C Pushpanjali | NCS-201 | 1 | ME2 | 76.67 | 67.78 | 77.78 | 76.11 | 80.56 | 75.78 | Good |
| Ms Punjika Rathi | NMBA-042 | 2 | MBA | 77.86 | 75 | 75.71 | 76.43 | 74.29 | 75.86 | Good |
| Monalisa Panigrahi | NEC-408 | 2 | IT2 | 73.66 | 71.71 | 76.59 | 77.56 | 80 | 75.9 | Good |
| Mr. Sudhir Kr. Singh | NEE-409 | 2 | 2ME | 78.89 | 73.33 | 74.44 | 75.56 | 77.78 | 76 | Good |
| Ms. Meena Kashyap | NAS-201 | 1 | IT1 | 73.91 | 71.01 | 76.52 | 78.26 | 82.03 | 76.35 | Good |
| Dr. Abhimanyu Kr. Jha | NBT-022 | 3 | BT | 65.05 | 80 | 80 | 94 | 63 | 76.41 | Good |
| Ms Shivani Agarwal | AUC-002 | 2 | ME1 | 74.07 | 76.3 | 77.04 | 75.56 | 79.26 | 76.44 | Good |
| Mr. Sunil Kumar | NME-603 | 3 | ME1 | 65.22 | 67.83 | 80 | 86.09 | 83.48 | 76.52 | Good |
| Vivek Kumar Jain | NME-201 | 1 | BT | 74.17 | 73.75 | 76.25 | 80.42 | 78.33 | 76.58 | Good |

| | | | | | | | | | | |
|--------------------------|-----------|---|-----|-------|-------|-------|-------|-------|--------------|-------------|
| Ms. Snigdha Chaturvedi | NHU-601 | 3 | EN1 | 72.31 | 73.85 | 77.69 | 80 | 80 | 76.77 | Good |
| Ms. Deepali Aggarwal | NEC-401 | 2 | EC1 | 74.84 | 76.13 | 79.35 | 77.42 | 76.77 | 76.9 | Good |
| Ms. Aanchal Jain | NEC-409 | 2 | CS1 | 80.3 | 74.33 | 76.12 | 77.91 | 76.12 | 76.96 | Good |
| Ms. Anuja Shaktawat | EOE-081 | 4 | EN1 | 77.86 | 77.86 | 81.43 | 72.14 | 75.71 | 77 | Good |
| Dr. Anagha Shukre | NMBA-041 | 2 | MBA | 74.48 | 77.93 | 78.62 | 77.24 | 78.62 | 77.38 | Good |
| Mr. Sachin Kumar | NAS-201 | 1 | IT2 | 80 | 75.74 | 77.87 | 75.32 | 79.15 | 77.62 | Good |
| Mr Pankaj Goel | NEC-603 | 3 | EC2 | 76.52 | 73.91 | 78.84 | 79.42 | 79.71 | 77.68 | Good |
| Mr. Nitin Kumar Agarwal | AUC-001 | 2 | EC1 | 84.52 | 74.19 | 76.77 | 75.48 | 78.71 | 77.94 | Good |
| Mr. Hari Shanker Sharma | NBT-201 | 1 | BT | 81.86 | 78.14 | 79.53 | 76.28 | 73.95 | 77.95 | Good |
| Mr. DeboJyoti Sen | NEE-602 | 3 | 2EN | 80 | 77.39 | 77.83 | 77.39 | 77.83 | 78.09 | Good |
| Mr. Vivek Kumar | AUC-002 | 2 | BT | 78.1 | 76.19 | 81.9 | 75.71 | 78.57 | 78.1 | Good |
| Mr. Arashdeep Kaur | NEC-408 | 2 | EC1 | 77.5 | 76.88 | 78.75 | 80 | 77.5 | 78.12 | Good |
| Dr. Rajni Sharma | NAS-204 | 1 | 2ME | 74.58 | 68.33 | 81.25 | 80.83 | 85.83 | 78.17 | Good |
| Ms. Indu Bhatt | NBT-602 | 3 | BT | 77.67 | 75.81 | 77.67 | 80.93 | 80 | 78.42 | Good |
| Dr. Vipul Kumar Mishra | NOE-041 | 2 | IT2 | 78.97 | 75.9 | 76.92 | 72.31 | 88.21 | 78.46 | Good |
| Dr. Ruchika Yadav | AUC-002 | 2 | MBA | 72.86 | 77.14 | 80.71 | 80.71 | 81.43 | 78.57 | Good |
| Mr. V. K. Agrawal | NEC-201 | 1 | IT1 | 76.9 | 74.08 | 78.59 | 80 | 83.38 | 78.59 | Good |
| Mr. Devendra Kumar Sinha | EME-051 | 4 | ME2 | 84.44 | 80 | 62.22 | 84.44 | 82.22 | 78.67 | Good |
| Mr. DeboJyoti Sen | NEE-602 | 3 | EN1 | 78.46 | 76.15 | 76.15 | 80 | 83.08 | 78.77 | Good |
| Dr. Upasana Pandey | ECS-082 | 4 | 2CS | 77.78 | 74.81 | 77.04 | 82.22 | 82.22 | 78.81 | Good |
| Ms. Snigdha Chaturvedi | NHU-601 | 3 | 2EN | 80 | 79.58 | 78.33 | 79.17 | 77.08 | 78.83 | Good |
| Mr. Pankaj Negi | NHU-402 | 2 | EN1 | 76.92 | 78.85 | 80.77 | 79.62 | 78.08 | 78.85 | Good |
| Mr. Prasoan Choudhary | EME-801 | 4 | 2ME | 76 | 76.5 | 78.5 | 80.5 | 83 | 78.9 | Good |
| Dr. Anagha Shukre | NMBA-MK03 | 2 | MBA | 78.57 | 81.43 | 77.14 | 79.29 | 78.57 | 79 | Good |
| Mr. Imran Khan | AUC-002 | 2 | 2ME | 82.29 | 79.43 | 79.43 | 77.14 | 77.14 | 79.09 | Good |

| | | | | | | | | | | |
|-------------------------------|-----------|---|-----|-------|-------|-------|-------|-------|--------------|------------------|
| Mr Ajay Singh Parmar | NME-011 | 3 | ME1 | 81.43 | 67.86 | 82.86 | 82.14 | 81.43 | 79.14 | Good |
| Mr.Astik Biswas | NEC-409 | 2 | CS3 | 76.36 | 83.18 | 76.36 | 77.73 | 82.27 | 79.18 | Good |
| Mr. Vikram Singh | NAS-201 | 1 | CS2 | 74.72 | 70.94 | 79.25 | 85.66 | 85.66 | 79.25 | Good |
| Mr. Nitin Kumar Agarwal | NMBA-022 | 1 | MBA | 79.22 | 78.82 | 78.43 | 78.82 | 81.18 | 79.29 | Good |
| Mr. Vijay Kumar | NEN-022 | 3 | 2EN | 81.89 | 82.26 | 82.26 | 82.26 | 67.92 | 79.32 | Good |
| Ms. Meenu Baliyan | NHU-601 | 3 | IT | 76.92 | 78.97 | 76.92 | 81.54 | 82.56 | 79.38 | Good |
| Mr. Upendra Mishra | EOE-081 | 4 | IT | 77.37 | 73.16 | 83.68 | 83.68 | 80 | 79.58 | Good |
| Ms Dhaarna Arora | NHU-402. | 2 | EC2 | 80.4 | 77.6 | 77.2 | 80 | 82.8 | 79.6 | Good |
| Mr. Vivek Kumar | NHU-402 | 2 | BT | 76.67 | 78.57 | 81.9 | 77.62 | 83.33 | 79.62 | Good |
| Mr.Deepak Vishwakarma | NIT-401 | 2 | IT2 | 78.05 | 76.1 | 81.46 | 81.95 | 80.98 | 79.71 | Good |
| Ms. Lipika Goel | NCS-602 | 3 | 2CS | 79.13 | 75.65 | 80 | 80.87 | 84.35 | 80 | Good |
| Mr. Giri Bhusan Sharma | NHU-402 | 2 | 2ME | 80 | 80.57 | 76.57 | 78.86 | 84 | 80 | Good |
| Vivek Bhardwaj | NME-201 | 1 | CS3 | 80.92 | 77.23 | 81.54 | 79.69 | 80.62 | 80 | Good |
| Ms.Anjali Sardana | NCS-401 | 2 | CS2 | 77.5 | 72.92 | 85.42 | 83.75 | 80.83 | 80.08 | Very Good |
| Sulekha Saxena | NEC-409 | 2 | EN2 | 76.67 | 82.22 | 82.22 | 78.89 | 80.74 | 80.15 | Very Good |
| Mr Vishan Kr Gupta | NHU-402 | 2 | CS1 | 85.75 | 87.12 | 84.11 | 71.23 | 72.88 | 80.22 | Very Good |
| Mr.Astik Biswas | NEC-409 | 2 | 2CS | 76 | 74.55 | 86.18 | 81.45 | 83.64 | 80.36 | Very Good |
| Mr. Arashdeep Kaur | NEC-011 | 3 | EC2 | 81.74 | 75.94 | 80.87 | 81.45 | 82.03 | 80.41 | Very Good |
| Mr Sherish Johri | NCS-201 | 1 | EN2 | 79.57 | 74.35 | 82.61 | 79.13 | 86.52 | 80.43 | Very Good |
| Ms Swati Singh | NCS-401 | 2 | CS1 | 77.53 | 76.99 | 83.01 | 84.38 | 80.82 | 80.55 | Very Good |
| Mr.Pravesh Chandra Srivastava | NAS-203 | 1 | IT1 | 80 | 75.77 | 84.23 | 82.25 | 80.56 | 80.56 | Very Good |
| Mr. Upendra Mishra | NCS-602 | 3 | IT | 80 | 81.54 | 78.97 | 81.54 | 81.54 | 80.72 | Very Good |
| Vivek Kumar Jain | NME-201 | 1 | CS2 | 79.23 | 78.85 | 83.08 | 81.92 | 81.15 | 80.85 | Very Good |
| Mr Ankit Kumar | ECS-086 | 4 | 2CS | 78.26 | 81.74 | 80 | 81.74 | 82.61 | 80.87 | Very Good |
| Dr. Meenakshi Gupta | NMBA-HR03 | 2 | MBA | 82.22 | 79.26 | 80.74 | 81.48 | 80.74 | 80.89 | Very Good |

| | | | | | | | | | | |
|------------------------------|----------|---|-----|-------|-------|-------|-------|-------|--------------|------------------|
| Mr Pradeep Kumar | NOE-042 | 2 | EC1 | 84.52 | 81.29 | 78.71 | 81.29 | 78.71 | 80.9 | Very Good |
| Dr. Rajni Sharma | NAS-204 | 1 | ME2 | 79.47 | 77.89 | 82.63 | 79.47 | 85.26 | 80.95 | Very Good |
| Mr. Dinesh Kumar | NCS-402 | 2 | CS3 | 81.45 | 86.55 | 79.64 | 80.36 | 77.45 | 81.09 | Very Good |
| Mr.Santosh Kumar Mishra | NOE-042 | 2 | BT | 79.52 | 74.29 | 85.24 | 82.86 | 83.81 | 81.14 | Very Good |
| Mr. Saurabh Kumar | NAS-401 | 2 | 2ME | 80.56 | 82.22 | 81.67 | 78.33 | 83.33 | 81.22 | Very Good |
| Mr. Sunil Kumar | EME-062 | 4 | ME2 | 83.2 | 81.6 | 82.4 | 77.6 | 81.6 | 81.28 | Very Good |
| Dr. Abhay Nanda Srivastava | NAS-202 | 1 | IT1 | 81.41 | 74.37 | 84.23 | 83.66 | 82.82 | 81.3 | Very Good |
| Mr. Mayank Aggarwal | NEN-022 | 3 | EN1 | 79.23 | 82.31 | 81.54 | 79.23 | 84.62 | 81.38 | Very Good |
| Ms. Richa Mishra | NCS-603 | 3 | CS2 | 81.05 | 81.58 | 81.05 | 80.53 | 83.16 | 81.47 | Very Good |
| Dr. Suman Gupta | NAS-205 | 1 | EN2 | 77.83 | 80 | 85.22 | 83.04 | 81.3 | 81.48 | Very Good |
| Dr. KVVNS Sundari Kameshwari | NAS-401 | 2 | CS1 | 88.06 | 76.42 | 82.09 | 81.19 | 80 | 81.55 | Very Good |
| Mr. Updesh Kumar Jaiswal | EIT-082 | 4 | IT | 81.11 | 78.33 | 80.56 | 84.44 | 83.33 | 81.56 | Very Good |
| MONICA VERMA | NMBA-027 | 1 | MBA | 81.82 | 78.18 | 83.64 | 84 | 81.09 | 81.75 | Very Good |
| Mr.V. K. Agrawal | NEC-201 | 1 | CS3 | 80.91 | 78.18 | 86.97 | 82.42 | 80.3 | 81.76 | Very Good |
| Ms. Snigdha Chaturvedi | NEE-602 | 3 | EN2 | 81.95 | 81.46 | 80.98 | 80 | 84.39 | 81.76 | Very Good |
| Mr. Shivansh Srivastava | NME-201 | 1 | 2CS | 81.79 | 76.07 | 84.64 | 82.5 | 85.36 | 82.07 | Very Good |
| Dr. Prabhash Tyagi | NAS-201 | 1 | EN2 | 81.7 | 82.13 | 81.7 | 81.28 | 83.83 | 82.13 | Very Good |
| Mr. Deepak Kr. Yadav | NME-604 | 3 | 2ME | 83 | 80.5 | 80 | 81.5 | 86 | 82.2 | Very Good |
| Mr Amit Kr. | NEC-401 | 2 | 2EC | 80 | 81.9 | 80 | 82.86 | 86.67 | 82.29 | Very Good |
| Mr. Gaurav Saini | EOE-081 | 4 | 2ME | 80 | 81.54 | 84.1 | 82.05 | 84.1 | 82.36 | Very Good |
| Mr. Amit Kr. Gautam | NCS-066 | 3 | 2CS | 73.91 | 80.87 | 86.96 | 86.09 | 84.35 | 82.43 | Very Good |
| Mr. Bhupesh Kr. Gupta | EOE-081 | 4 | CS1 | 80 | 82.31 | 88.46 | 84.62 | 76.92 | 82.46 | Very Good |
| Mr Deepak Kumar | NEE-201 | 1 | CS3 | 81.23 | 77.54 | 86.46 | 83.38 | 84 | 82.52 | Very Good |
| Ms. Nivedita Shukla | NHU-402 | 2 | CE | 80.85 | 81.7 | 81.28 | 84.26 | 84.68 | 82.55 | Very Good |
| Mr. Saroj Kumar | NHU-601 | 3 | EN2 | 81 | 82 | 83.5 | 80.5 | 83 | 82.6 | Very Good |

| | | | | | | | | | | |
|-------------------------|----------|---|-----|-------|-------|-------|-------|-------|--------------|------------------|
| Ms.Deepali Aggarwal | AUC-001 | 2 | CS2 | 84.9 | 83.67 | 81.63 | 80.41 | 82.45 | 82.61 | Very Good |
| Ms. Pooja Goel | EOE-081 | 4 | EC1 | 81.82 | 80 | 86.82 | 84.09 | 80.91 | 82.73 | Very Good |
| Mr. Abhishek Saxena | NME-402 | 2 | 2ME | 81.62 | 79.46 | 83.24 | 84.86 | 85.41 | 82.92 | Very Good |
| Dr. Meenakshi Gupta | NHU-402 | 2 | IT2 | 85 | 83 | 81 | 80.5 | 85.5 | 83 | Very Good |
| Mr Ashutosh Kumar Yadav | NEE-201 | 1 | IT1 | 82.25 | 79.72 | 81.97 | 85.35 | 85.92 | 83.04 | Very Good |
| Ms. Sherry Garg | ECS-082 | 4 | CS2 | 88.31 | 88 | 91.08 | 92.31 | 55.69 | 83.08 | Very Good |
| Mr Abhishek Sharma | NEC-602 | 3 | 2EC | 88.11 | 81.62 | 88.11 | 85.41 | 72.97 | 83.24 | Very Good |
| Dr. Anagha Shukre | NMBA-028 | 1 | MBA | 82.91 | 77.45 | 88 | 83.27 | 84.73 | 83.27 | Very Good |
| Mr. Sachin Kumar | NAS-201 | 1 | EN1 | 84.31 | 80.78 | 83.53 | 83.53 | 84.31 | 83.29 | Very Good |
| Mr. Himanshu Chikara | NHU-601 | 3 | ME1 | 80 | 81.74 | 84.35 | 84.35 | 86.09 | 83.3 | Very Good |
| Mr. Priya Ranjan Kumar | FFT-001 | 4 | BT | 86.53 | 83.67 | 86.94 | 82.04 | 78.37 | 83.51 | Very Good |
| Mr. Vijay Kumar | NEN-603 | 3 | EN1 | 81.54 | 80.77 | 83.85 | 85.38 | 86.15 | 83.54 | Very Good |
| Mr. Praveen Chaurasia | NHU-601 | 3 | EC1 | 82.67 | 83.56 | 84.44 | 81.33 | 85.78 | 83.56 | Very Good |
| Ms. Meenu Baliyan | NMBA-024 | 1 | MBA | 84.36 | 84.73 | 85.45 | 82.55 | 80.73 | 83.56 | Very Good |
| Mr Jasvendra Tyagi | NAS-201 | 1 | 2EC | 81.3 | 72.17 | 89.13 | 88.26 | 86.96 | 83.57 | Very Good |
| Mr.Atul Kumar | NCS-601 | 3 | CS2 | 87.37 | 90.53 | 83.68 | 76.84 | 79.47 | 83.58 | Very Good |
| Ms. Meenu Baliyan | NMBA-044 | 2 | MBA | 83.45 | 80.69 | 82.07 | 84.83 | 87.59 | 83.72 | Very Good |
| Ms. Nivedita Shukla | NCE-404 | 2 | CE | 82.98 | 82.13 | 82.98 | 86.38 | 84.26 | 83.74 | Very Good |
| Mr Pradeep Kumar | NOE-042 | 2 | EC2 | 86.4 | 86 | 86.4 | 79.2 | 81.6 | 83.92 | Very Good |
| Ms Punjika Rathi | AUC-001 | 2 | IT2 | 81.95 | 81.95 | 86.34 | 85.85 | 84.88 | 84.2 | Very Good |
| MONICA VERMA | NMBA-025 | 1 | MBA | 84.73 | 81.45 | 88 | 84.73 | 83.27 | 84.44 | Very Good |
| Mr. Manish Patil | NME-603 | 3 | ME2 | 72.22 | 80 | 92.22 | 93.33 | 84.44 | 84.44 | Very Good |
| Ms Pallavi Gupta | NAS-204 | 1 | EC2 | 80 | 76.59 | 86.34 | 89.27 | 90.24 | 84.49 | Very Good |
| Mr. Shiv Om Sharma | NHU-601 | 3 | 2ME | 84.5 | 81.5 | 85.5 | 85 | 86 | 84.5 | Very Good |
| Ms. Meena Kashyap | NAS-201 | 1 | EC1 | 82 | 81 | 86 | 86 | 88 | 84.6 | Very Good |

| | | | | | | | | | | |
|-----------------------|----------|---|-----|-------|-------|-------|-------|-------|--------------|------------------|
| Mr. Praveen Kumar | EEC-035 | 4 | EC2 | 85.66 | 84.53 | 84.91 | 86.42 | 81.89 | 84.68 | Very Good |
| Mr. Siddhi Nath Rajan | NIT-067 | 3 | IT | 80.45 | 88.18 | 87.27 | 84.09 | 83.64 | 84.73 | Very Good |
| Mr. Praveen Chaurasia | NHU-601 | 3 | EC2 | 84.25 | 77.75 | 88 | 84.75 | 89.5 | 84.85 | Very Good |
| Ms Shaili Gupta | NCS-402 | 2 | 2CS | 86.67 | 84.67 | 85.33 | 85.67 | 82 | 84.87 | Very Good |
| Mr. Saurabh Kumar | NAS-401 | 2 | ME2 | 82.22 | 84.44 | 84.44 | 88.89 | 84.44 | 84.89 | Very Good |
| Mr Sherish Johri | NCS-201 | 1 | EC1 | 81.5 | 79 | 88 | 88 | 88 | 84.9 | Very Good |
| Ms. Kalpana Gupta | NME-021 | 3 | 2ME | 83 | 82.5 | 88.5 | 85.5 | 85 | 84.9 | Very Good |
| Ms. Aanchal Jain | NEC-409 | 2 | CS2 | 80.82 | 82.04 | 86.53 | 86.53 | 89.39 | 85.06 | Very Good |
| Ms. Pooja Goel | NEC-602 | 3 | EC2 | 82.25 | 82.25 | 85.07 | 88.17 | 87.61 | 85.07 | Very Good |
| Mr. Neeraj Jain | EEC-802 | 4 | EC1 | 83.18 | 84.55 | 81.36 | 86.36 | 90 | 85.09 | Very Good |
| Ms. Meenu Baliyan | NMBA-023 | 1 | MBA | 84.71 | 83.92 | 85.88 | 86.27 | 84.71 | 85.1 | Very Good |
| Ms. Jyoti Guglani | NEC-408 | 2 | EC2 | 84 | 84 | 81.6 | 88.4 | 87.6 | 85.12 | Very Good |
| Mr Vikas Tyagi | NCS-201 | 1 | EC2 | 84.76 | 82.86 | 85.24 | 85.71 | 87.62 | 85.24 | Very Good |
| Mr. V. K. Agrawal | NEC-201 | 1 | 2CS | 85.96 | 80.7 | 91.58 | 84.21 | 84.21 | 85.33 | Very Good |
| Mr. Sujeet Kumar | NEC-603 | 3 | 2EC | 76.77 | 78.71 | 90.32 | 91.61 | 89.68 | 85.42 | Very Good |
| Dr. Babita Tyagi | NAS-204 | 1 | EN2 | 85.65 | 83.91 | 89.57 | 84.78 | 83.91 | 85.57 | Very Good |
| Mr. Om Prakash Umrao | NME-602 | 3 | ME1 | 76.52 | 80 | 87.83 | 92.17 | 91.3 | 85.57 | Very Good |
| Ms. Mubina Shekh | EME-055 | 4 | 2ME | 87.69 | 85.38 | 84.62 | 85.38 | 86.15 | 85.85 | Very Good |
| Mr. Gyanesh Singh | NEN-014 | 3 | EN1 | 86.15 | 85.38 | 85.38 | 85.38 | 86.92 | 85.85 | Very Good |
| Kanika Gupta | NME-202 | 1 | EC2 | 83.81 | 81.43 | 88.57 | 87.14 | 88.57 | 85.9 | Very Good |
| Dr. Prabhash Tyagi | NAS-201 | 1 | ME1 | 85 | 82.5 | 85.5 | 86.5 | 91.5 | 86.2 | Very Good |
| Dr. Raza Rasool | NAS-205 | 1 | EC1 | 84 | 83 | 88 | 88 | 88 | 86.2 | Very Good |
| Mr. Pranav Dixit | NAS-203 | 1 | EC1 | 81 | 78 | 95 | 93 | 84.5 | 86.3 | Very Good |
| Mr. Vivek Kumar | EBT-061 | 4 | BT | 84.4 | 83.6 | 89.6 | 87.2 | 86.8 | 86.32 | Very Good |
| Mr. Sujeet Kumar | EOE-081 | 4 | 2EC | 87.37 | 81.75 | 86.67 | 88.77 | 88.77 | 86.67 | Very Good |

| | | | | | | | | | | |
|---------------------------|----------|---|-----|-------|-------|-------|-------|-------|--------------|------------------|
| Dr. Suyash Kr. Srivastava | NOE-043 | 2 | EN2 | 86.27 | 85.49 | 88.24 | 87.06 | 87.06 | 86.82 | Very Good |
| Mr. Shivansh Srivastava | NME-201 | 1 | IT1 | 84.79 | 83.1 | 87.61 | 89.01 | 89.86 | 86.87 | Very Good |
| Mr. Sachin Kumar | NAS-201 | 1 | CS3 | 86.97 | 85.45 | 86.67 | 88.18 | 87.88 | 87.03 | Very Good |
| Mr.Santosh Kumar Mishra | NHU-402 | 2 | 2CS | 87.17 | 84.53 | 86.79 | 86.42 | 90.94 | 87.17 | Very Good |
| Dr. Suman Gupta | NAS-205 | 1 | EC2 | 86.19 | 84.29 | 88.57 | 88.57 | 88.57 | 87.24 | Very Good |
| Ms. Lipika Goel | ECS-852 | 4 | 2CS | 88.89 | 88.15 | 88.15 | 83.7 | 87.41 | 87.26 | Very Good |
| Ms Punjika Rathi | NMBA-026 | 1 | MBA | 87.84 | 85.88 | 87.45 | 87.45 | 88.24 | 87.37 | Very Good |
| Mr. Atul Kumar Kushwaha | AUC-001 | 2 | EN1 | 89.62 | 86.15 | 85 | 88.85 | 88.08 | 87.54 | Very Good |
| Dr. Suyash Kr. Srivastava | NOE-043 | 2 | EN1 | 89.23 | 85.38 | 90.38 | 87.69 | 85 | 87.54 | Very Good |
| Mr Rajeev Kr Chauhan | NEE-201 | 1 | CS1 | 85.09 | 85.09 | 89.82 | 88.73 | 89.09 | 87.56 | Very Good |
| Mr Ram Sewak Singh | NEC-201 | 1 | CS2 | 83.77 | 80.38 | 88.68 | 93.58 | 91.7 | 87.62 | Very Good |
| Mr. Vikram Singh | NAS-201 | 1 | CE | 87.5 | 84.29 | 89.29 | 88.21 | 88.93 | 87.64 | Very Good |
| Dr. Babita Tyagi | NAS-204 | 1 | EC1 | 86.5 | 86 | 90 | 89.5 | 87 | 87.8 | Very Good |
| Mr. Balwant Singh | NEC-011 | 3 | EC1 | 89.55 | 86.82 | 84.09 | 88.64 | 90 | 87.82 | Very Good |
| Mr.Vijay Singh | ECS-086 | 4 | CS2 | 91.67 | 80 | 90 | 86.67 | 91.67 | 88 | Very Good |
| Mr Pradeep Kumar | NOE-042 | 2 | 2EC | 88.57 | 91.43 | 89.52 | 85.71 | 84.76 | 88 | Very Good |
| Mr.Pranav Dixit | NAS-203 | 1 | ME2 | 82.11 | 84.21 | 96.32 | 90 | 87.89 | 88.11 | Very Good |
| Ms. Kinshuki Sharma | NAS-202 | 1 | BT | 86.81 | 85.11 | 90.21 | 91.06 | 88.09 | 88.26 | Very Good |
| Mr Ram Sewak Singh | NEC-201 | 1 | IT2 | 88.51 | 87.23 | 86.81 | 87.66 | 91.06 | 88.26 | Very Good |
| Mr. Sameer Anand | EEC-069 | 4 | EN1 | 87.69 | 90 | 87.69 | 86.92 | 89.23 | 88.31 | Very Good |
| Mr.Santosh Kumar Mishra | NHU-601 | 3 | 2CS | 86.96 | 86.09 | 86.96 | 91.3 | 90.43 | 88.35 | Very Good |
| Mr Vishan Kr Gupta | NHU-402 | 2 | CS2 | 84.9 | 87.35 | 87.35 | 93.06 | 89.39 | 88.41 | Very Good |
| Dr. R.N. Baral | NHU-601 | 3 | 2EC | 91.89 | 84.86 | 92.97 | 89.73 | 82.7 | 88.43 | Very Good |
| Ms Shivani Agarwal | AUC-002 | 2 | ME2 | 82.22 | 84.44 | 91.11 | 93.33 | 91.11 | 88.44 | Very Good |
| Mr. Yogesh Kumar Yadav | NME-201 | 1 | CE | 86.55 | 84.36 | 91.27 | 90.55 | 89.45 | 88.44 | Very Good |

| | | | | | | | | | | |
|------------------------------|---------|---|-----|-------|-------|-------|-------|-------|--------------|------------------|
| Mr. Imran Khan | AUC-002 | 2 | CE | 89.13 | 89.57 | 86.09 | 87.39 | 90.87 | 88.61 | Very Good |
| Mr. Pankaj Negi | EEC-809 | 4 | EN1 | 88.67 | 87.33 | 87.33 | 88 | 92.67 | 88.8 | Very Good |
| Mr. Abhishek Saxena | EME-062 | 4 | 2ME | 87.37 | 87.37 | 88.95 | 87.89 | 93.16 | 88.95 | Very Good |
| Dr. Vipul Kumar Mishra | ECS-087 | 4 | IT | 85.81 | 86.45 | 90.97 | 90.97 | 90.97 | 89.03 | Very Good |
| Mr. Mukesh Kumar | NCS-603 | 3 | 2CS | 86.96 | 86.96 | 93.04 | 86.96 | 91.3 | 89.04 | Very Good |
| Dr.Savita Chaurasia | NBT-403 | 2 | BT | 84.29 | 82.38 | 94.29 | 93.33 | 90.95 | 89.05 | Very Good |
| Mr. Abhishek Gupta | NEE-401 | 2 | EN1 | 88.85 | 86.92 | 93.08 | 87.69 | 88.85 | 89.08 | Very Good |
| Mr.Nizam Uddin Khan | NCS-402 | 2 | IT2 | 91.43 | 90.48 | 87.62 | 90.48 | 85.71 | 89.14 | Very Good |
| Mr. Kunwar Pal Singh | NAS-401 | 2 | CE | 86.96 | 90 | 92.17 | 88.26 | 89.13 | 89.3 | Very Good |
| Dr. Suman Gupta | NAS-205 | 1 | ME1 | 88 | 89.5 | 90.5 | 90 | 89 | 89.4 | Very Good |
| Ms. Mohini Vats | NBT-202 | 1 | BT | 91.43 | 90 | 85.71 | 90 | 90 | 89.43 | Very Good |
| Mr. Manish Zadoo | NEC-404 | 2 | EC2 | 89.43 | 83.4 | 91.32 | 92.08 | 91.7 | 89.58 | Very Good |
| Ms Pallavi Gupta | NAS-204 | 1 | ME1 | 89.5 | 86.5 | 92 | 92 | 88 | 89.6 | Very Good |
| Mr. Anurag Mishra | NCS-063 | 3 | 2CS | 94.78 | 78.26 | 90.43 | 93.04 | 92.17 | 89.74 | Very Good |
| Mr. Ankit Kumar Saxena | EME-064 | 4 | 2ME | 92 | 88.8 | 90.4 | 88 | 89.6 | 89.76 | Very Good |
| Vivek Bhardwaj | NME-201 | 1 | CS1 | 87.64 | 86.55 | 90.91 | 90.91 | 93.09 | 89.82 | Very Good |
| Mr. R.P.S Chauhan | NEC-022 | 3 | EC1 | 89.78 | 88.89 | 91.11 | 90.22 | 89.33 | 89.87 | Very Good |
| Ms. Ekta Pandey | NAS-203 | 1 | CS2 | 88.08 | 86.92 | 95 | 90.77 | 88.85 | 89.92 | Very Good |
| Mr. Atul Kumar Kushwaha | AUC-001 | 2 | EN2 | 90.61 | 89.8 | 90.2 | 88.57 | 90.61 | 89.96 | Very Good |
| Mr. Pankul Goel | NME-202 | 1 | 2EC | 91.74 | 89.13 | 86.52 | 94.78 | 89.57 | 90.35 | Excellent |
| Dr. KVVNS Sundari Kameshwari | NAS-401 | 2 | CS3 | 93.33 | 92.89 | 89.78 | 88.89 | 87.11 | 90.4 | Excellent |
| Mr. Manish Patil | NME-603 | 3 | 2ME | 89.5 | 89 | 91 | 92.5 | 90.5 | 90.5 | Excellent |
| Dr. Prabhash Tyagi | NAS-201 | 1 | CS1 | 90.55 | 88 | 94.91 | 89.09 | 90.55 | 90.62 | Excellent |
| Ms. Indu Bhatt | NBT-405 | 2 | BT | 93.81 | 92.38 | 86.67 | 90.95 | 89.52 | 90.67 | Excellent |
| Kamakshi | EEC-801 | 4 | EC1 | 91.36 | 87.27 | 90.91 | 90.91 | 93.18 | 90.73 | Excellent |

| | | | | | | | | | | |
|-------------------------------|---------|---|-----|-------|-------|-------|-------|-------|--------------|------------------|
| Dr. Babita Tyagi | NAS-204 | 1 | EN1 | 90.98 | 87.84 | 92.16 | 90.98 | 92.16 | 90.82 | Excellent |
| Mr. Varun Singhal | NEE-403 | 2 | EN1 | 92.69 | 90.38 | 93.08 | 87.69 | 90.77 | 90.92 | Excellent |
| Mr. R.P.S Chauhan | NEC-022 | 3 | EC2 | 90.13 | 84.05 | 93.67 | 92.41 | 94.68 | 90.99 | Excellent |
| Mr.Pravesh Chandra Srivastava | NAS-203 | 1 | IT2 | 92.89 | 90.22 | 88.44 | 92 | 91.56 | 91.02 | Excellent |
| Mr. Yogesh Kumar Yadav | NME-201 | 1 | IT2 | 91.74 | 87.39 | 91.74 | 93.04 | 91.74 | 91.13 | Excellent |
| Dr. Gunjan Sharma | NAS-203 | 1 | 2ME | 91.67 | 85 | 92.08 | 95 | 92.08 | 91.17 | Excellent |
| Dr. Rishi Asthana | NEE-402 | 2 | EN2 | 90 | 90 | 91.85 | 92.59 | 91.85 | 91.26 | Excellent |
| Mr.Neeraj Kumar Sirohi | NCS-201 | 1 | EN1 | 91.76 | 91.76 | 91.76 | 92.16 | 89.41 | 91.37 | Excellent |
| Mr. Yogendra Singh | ECS-701 | 4 | IT | 90.32 | 86.45 | 94.19 | 93.55 | 92.9 | 91.48 | Excellent |
| Mr Rajeev Kr Chauhan | NEE-201 | 1 | BT | 93.6 | 88.4 | 92 | 92.8 | 91.6 | 91.68 | Excellent |
| Mr. Ravi Ranjan | EOE-081 | 4 | ME2 | 93.57 | 94.29 | 91.43 | 88.57 | 90.71 | 91.71 | Excellent |
| Mr. Umang Sharma | NEE-201 | 1 | CS2 | 93.08 | 91.92 | 92.69 | 92.31 | 89.23 | 91.85 | Excellent |
| Mr Deepak Kumar | NEE-201 | 1 | IT2 | 91.49 | 88.94 | 94.04 | 93.19 | 91.91 | 91.91 | Excellent |
| Ms Pallavi Gupta | NAS-204 | 1 | 2EC | 88.7 | 89.13 | 94.35 | 96.09 | 91.74 | 92 | Excellent |
| Mr. Ravi Kumar | NEC-408 | 2 | 2EC | 87.27 | 89.09 | 97.27 | 92.73 | 93.64 | 92 | Excellent |
| Mr Suneel Kr Kalla | NME-202 | 1 | ME2 | 90.56 | 93.33 | 93.89 | 91.11 | 91.11 | 92 | Excellent |
| Mr. Sumit Sharma | NME-602 | 3 | 2ME | 93 | 91 | 93.5 | 91.5 | 91 | 92 | Excellent |
| Dr. Gunjan Sharma | NAS-203 | 1 | CS1 | 92 | 87.64 | 94.55 | 92.73 | 93.45 | 92.07 | Excellent |
| Mr Amit Kr. | NEC-401 | 2 | EC2 | 90.4 | 90.8 | 90.8 | 95.2 | 94.8 | 92.4 | Excellent |
| Dr. Suman Gupta | NAS-205 | 1 | 2ME | 90 | 94.58 | 94.58 | 89.17 | 93.75 | 92.42 | Excellent |
| Dr. J.P.Mani | EME-801 | 4 | ME1 | 88.14 | 88.84 | 94.65 | 96.05 | 94.88 | 92.51 | Excellent |
| Dr. Suman Gupta | NAS-205 | 1 | EN1 | 93.73 | 94.51 | 91.37 | 91.37 | 91.76 | 92.55 | Excellent |
| Mr. Manish Zadoo | NEC-404 | 2 | 2EC | 92.73 | 96.36 | 97.27 | 89.09 | 89.09 | 92.91 | Excellent |
| Dr. Suman Gupta | NAS-205 | 1 | ME2 | 91.11 | 91.67 | 93.33 | 93.89 | 95 | 93 | Excellent |
| Dr. Prabhash Tyagi | NAS-201 | 1 | ME2 | 93.26 | 93.16 | 94.74 | 93.68 | 88.42 | 93.05 | Excellent |


| | | | | | | | | | | |
|------------------------------|----------|---|-----|-------|-------|-------|-------|-------|--------------|------------------|
| Mr. Umang Sharma | NEE-201 | 1 | CE | 93.57 | 91.07 | 95 | 92.86 | 93.21 | 93.14 | Excellent |
| Mr Vikas Tyagi | NCS-201 | 1 | 2ME | 93.75 | 93.33 | 96.25 | 93.75 | 88.75 | 93.17 | Excellent |
| Kanika Gupta | NME-202 | 1 | 2ME | 92.08 | 92.92 | 94.17 | 90 | 96.67 | 93.17 | Excellent |
| Mr Pankaj Goel | NEC-022 | 3 | 2EC | 90.81 | 91.89 | 92.97 | 95.14 | 95.14 | 93.19 | Excellent |
| Mr.Sanjay Kumar | NAS-202 | 1 | CS1 | 94.07 | 94.44 | 95.93 | 92.96 | 88.89 | 93.26 | Excellent |
| Ms Dhaarna Arora | EEC-802 | 4 | 2EC | 94.55 | 92.36 | 92 | 94.91 | 93.09 | 93.38 | Excellent |
| Mr. Mukesh Kumar | ECS-801 | 4 | 2CS | 93.33 | 93.33 | 94.81 | 94.81 | 91.85 | 93.63 | Excellent |
| Kamakshi | NHU-402. | 2 | 2EC | 93.33 | 89.52 | 92.38 | 97.14 | 96.19 | 93.71 | Excellent |
| Dr. Narendra Kumar | EBT-052 | 4 | BT | 94.29 | 95 | 92.14 | 92.86 | 95 | 93.86 | Excellent |
| Dr. KVVNS Sundari Kameshwari | NAS-401 | 2 | CS2 | 91.43 | 92.24 | 96.73 | 94.29 | 95.1 | 93.96 | Excellent |
| Mr. Arjun Singh Katiyar | EEC-035 | 4 | 2EC | 94.91 | 91.64 | 92.73 | 95.64 | 96 | 94.18 | Excellent |
| Dr. Meenakshi Gupta | NMBA-021 | 1 | MBA | 95.69 | 94.9 | 92.16 | 92.94 | 95.29 | 94.2 | Excellent |
| Mr. Nitin Kumar Agarwal | AUC-001 | 2 | EC2 | 95.1 | 93.88 | 95.51 | 94.69 | 92.24 | 94.29 | Excellent |
| Ms. Ekta Pandey | NAS-203 | 1 | EC2 | 92.68 | 93.17 | 96.1 | 93.66 | 96.59 | 94.44 | Excellent |
| Mr. Himanshu Chikara | NHU-601 | 3 | ME2 | 95.56 | 87.78 | 95.56 | 95.56 | 97.78 | 94.44 | Excellent |
| Dr. Narendra Kumar | NBT-404 | 2 | BT | 91.43 | 93.33 | 95.24 | 95.24 | 97.14 | 94.48 | Excellent |
| Mr. Abhishek Gupta | NEE-401 | 2 | EN2 | 94 | 91.2 | 97.2 | 94.4 | 95.6 | 94.48 | Excellent |
| Mr. Bhupesh Kr. Gupta | EOE-081 | 4 | 2CS | 92.59 | 91.85 | 95.56 | 96.3 | 96.3 | 94.52 | Excellent |
| Mr. Devendra Kumar Sinha | EME-051 | 4 | 2ME | 96 | 94.29 | 92.57 | 94.86 | 96 | 94.74 | Excellent |
| Dr. R.N. Baral | EEC-801 | 4 | 2EC | 94.64 | 92.5 | 94.64 | 96.07 | 96.07 | 94.79 | Excellent |
| Mr.Sanjay Kumar | NAS-202 | 1 | CE | 94.29 | 94.29 | 94.64 | 96.79 | 93.93 | 94.79 | Excellent |
| Mr. Om Prakash Yadav | NEN-603 | 3 | 2EN | 93.58 | 96.23 | 95.09 | 94.72 | 94.34 | 94.79 | Excellent |
| Mr. Praveen Kumar | NEC-603 | 3 | EC1 | 95.45 | 93.64 | 94.55 | 95.91 | 94.55 | 94.82 | Excellent |
| Mr. Dinesh Kumar | NCS-402 | 2 | CS2 | 95.51 | 92.24 | 95.92 | 95.51 | 95.1 | 94.86 | Excellent |
| Mr Ram Sewak Singh | NEC-201 | 1 | CE | 95 | 94.29 | 96.79 | 92.86 | 96.07 | 95 | Excellent |

| | | | | | | | | | | |
|--------------------------|---------|---|-----|-------|-------|-------|-------|-------|--------------|------------------|
| Mr. Hari Shanker Sharma | NAS-203 | 1 | ME1 | 95 | 95.5 | 94.5 | 95.5 | 95 | 95.1 | Excellent |
| Mr. Priya Ranjan Kumar | NBT-402 | 2 | BT | 94.29 | 93.81 | 93.81 | 96.19 | 97.62 | 95.14 | Excellent |
| Dr. J.P.Mani | EME-801 | 4 | ME2 | 98 | 99.33 | 96 | 91.33 | 91.33 | 95.2 | Excellent |
| Ms. Kinshuki Sharma | NAS-205 | 1 | 2EC | 97.83 | 92.61 | 95.65 | 96.96 | 93.48 | 95.3 | Excellent |
| Mr. Arjun Singh Katiyar | NEC-601 | 3 | 2EC | 94.19 | 95.48 | 96.13 | 94.84 | 96.13 | 95.35 | Excellent |
| Ms.Mayurika Saxena | NEC-201 | 1 | CS1 | 96.73 | 94.18 | 95.27 | 95.27 | 95.64 | 95.42 | Excellent |
| Mr. Nitin Kumar Agarwal | AUC-001 | 2 | 2EC | 98.1 | 94.29 | 93.33 | 96.19 | 95.24 | 95.43 | Excellent |
| Mr.V.K.Saini | NME-202 | 1 | EN1 | 97.25 | 96.47 | 95.29 | 94.9 | 93.33 | 95.45 | Excellent |
| Mr Vishan Kr Gupta | ECS-087 | 4 | CS2 | 95.59 | 95.93 | 94.92 | 96.61 | 94.24 | 95.46 | Excellent |
| Ms.Mayurika Saxena | NEC-201 | 1 | BT | 96.25 | 95.42 | 94.58 | 95.42 | 95.83 | 95.5 | Excellent |
| Mr. Deepak Kr. Yadav | NME-604 | 3 | ME1 | 97.6 | 96.8 | 98.4 | 96 | 88.8 | 95.52 | Excellent |
| Mr. Vikram Singh | NAS-201 | 1 | 2ME | 95 | 94.58 | 98.33 | 93.75 | 96.25 | 95.58 | Excellent |
| Mr. Ravi Kumar | EEC-035 | 4 | EC1 | 98.18 | 96.82 | 94.55 | 94.55 | 94.55 | 95.73 | Excellent |
| Mr. Devendra Kumar Sinha | NME-011 | 3 | ME2 | 94.29 | 91.43 | 97.14 | 98.1 | 98.1 | 95.81 | Excellent |
| Mr. Tej Singh | NAS-203 | 1 | EN1 | 97.25 | 93.73 | 96.86 | 97.25 | 95.29 | 96.08 | Excellent |
| Mr. Tej Singh | NAS-203 | 1 | EN2 | 99.15 | 96.6 | 94.04 | 94.47 | 96.17 | 96.09 | Excellent |
| Mr.Neeraj Kumar Sirohi | NCS-201 | 1 | 2EC | 97.39 | 92.61 | 97.83 | 96.09 | 96.96 | 96.17 | Excellent |
| Ms. Shilpa Saxena | EOE-081 | 4 | 2EN | 95.5 | 96 | 97 | 97 | 97 | 96.5 | Excellent |
| Mr. Raj Kumar Singh | EEE-054 | 4 | EN1 | 94.84 | 96.77 | 97.42 | 97.42 | 96.13 | 96.52 | Excellent |
| Mr. Mohit Rastogi | NAS-203 | 1 | CS3 | 95.76 | 96.97 | 96.97 | 97.27 | 95.76 | 96.55 | Excellent |
| Mr. Sameer Anand | EEC-069 | 4 | 2EN | 95.19 | 95.95 | 96.96 | 97.72 | 98.48 | 96.86 | Excellent |
| Mr. Rahul Kr. Pandey | NAS-203 | 1 | CE | 97.14 | 96.43 | 97.86 | 96.43 | 96.43 | 96.86 | Excellent |
| Mr. Saroj Kumar | EEE-054 | 4 | 2EN | 95 | 95.25 | 95.75 | 99 | 99.5 | 96.9 | Excellent |
| Mr. Varun Singhal | NEE-403 | 2 | EN2 | 96.98 | 98.87 | 98.49 | 96.6 | 93.58 | 96.91 | Excellent |
| Mr. Balwant Singh | NEC-011 | 3 | 2EC | 97.42 | 96.77 | 97.42 | 96.77 | 97.42 | 97.16 | Excellent |


| | | | | | | | | | | |
|----------------------------|---------|---|-----|-------|-------|-------|-------|-------|--------------|------------------|
| Ms. Kalpana Gupta | NME-021 | 3 | ME1 | 97.39 | 97.39 | 97.39 | 96.52 | 98.26 | 97.39 | Excellent |
| Mr. Pankul Goel | NME-202 | 1 | EC1 | 98 | 98 | 96 | 96.5 | 98.5 | 97.4 | Excellent |
| Mr. Bhupesh Kr. Gupta | EOE-081 | 4 | CS2 | 97.54 | 98.77 | 98.77 | 98.77 | 97.23 | 98.22 | Excellent |
| Mr. Atul Kumar Kushwaha | NEE-409 | 2 | ME2 | 100 | 97.78 | 95.56 | 100 | 97.78 | 98.22 | Excellent |
| Mr. Mohit Rastogi | NAS-203 | 1 | 2CS | 98.6 | 97.89 | 100 | 99.3 | 95.79 | 98.32 | Excellent |
| Mr. Pankaj Negi | EEC-809 | 4 | 2EN | 98.73 | 98.23 | 98.48 | 98.73 | 98.48 | 98.53 | Excellent |
| Mr. Sumit Sharma | NME-602 | 3 | ME2 | 99.05 | 100 | 98.1 | 100 | 99.05 | 99.24 | Excellent |
| Mr. Rahul Kr. Pandey | NAS-203 | 1 | 2EC | 99.13 | 99.13 | 99.13 | 100 | 99.57 | 99.39 | Excellent |

Summary Report of Faculty FeedBack Even Semester(2016-2017)


| Faculty Name | Subject Code | Year | Branch | Lect Delivery average | Subject Understanding average | Punctuality average | Timely Assig given average | Timely Assig check average | AVERAGE | Status |
|-----------------------|---------------------|-------------|---------------|------------------------------|--------------------------------------|----------------------------|-----------------------------------|-----------------------------------|-----------------|----------------|
| Mr Amit Gautam | NCS 066 | 3 | 2CS | 1.3 | 1.6333333 | 1.8333334 | 2.266667 | 1.9 | 1.786667 | Average |
| Mr.Ravi Gupta | NIT-801 | 4 | IT | 1.8888888 | 1.7777778 | 1.6666666 | 1.777778 | 2.444444 | 1.911111 | Average |
| Dr. Suyash srivastava | RAS-201 | 1 | 2ME | 1.9047619 | 1.9047619 | 2.0952382 | 2 | 2 | 1.980952 | Average |
| Mr.Saurabh Kumar | NAS-401 | 2 | IT1 | 1.75 | 1.8214285 | 2.107143 | 2.142857 | 2.25 | 2.014286 | Good |
| Mr.Ravi Gupta | AUC-002 | 2 | IT1 | 2 | 2.074074 | 2.148148 | 2.111111 | 2.185185 | 2.103704 | Good |
| Ms. C.Puspanjali | NCS 066 | 3 | CS2 | 1.625 | 1.5 | 2.375 | 2.375 | 2.75 | 2.125 | Good |
| Ms Monalisa Panigrahi | NCS-085 | 4 | IT | 2.3333333 | 2.2222223 | 2.3333333 | 2.333333 | 2.333333 | 2.311111 | Good |
| Mr. Ankur Gupta | AUC-002 | 2 | CE | 2.3529413 | 2.3235295 | 2.5294118 | 2.352941 | 2.352941 | 2.382353 | Good |
| Mr. Raj Kumar Singh | NEN-801 | 4 | EN2 | 2.5428572 | 2.3142858 | 2.5428572 | 2.514286 | 2.457143 | 2.474286 | Good |
| Ms Shomini | NHU-601 | 3 | CS2 | 2.375 | 2.625 | 2.5 | 2.375 | 2.5 | 2.475 | Good |


 Director
 IMS Engineering College
 Ghaziabad


| | | | | | | | | | | |
|-------------------------|----------|---|-----|-----------|-----------|-----------|----------|----------|-----------------|-------------|
| Mr. Raj Kumar Singh | NEN-801 | 4 | 2EN | 2.5555556 | 2.6111112 | 2.5277777 | 2.555556 | 2.583333 | 2.566667 | Good |
| Mr. Ankur Gupta | NHU-402 | 2 | CE | 2.40625 | 2.59375 | 2.8125 | 2.59375 | 2.5 | 2.58125 | Good |
| Mr. Gyanesh Singh | NEOE-081 | 4 | EN2 | 2.4 | 2.3428571 | 2.6285715 | 2.771429 | 2.8 | 2.588571 | Good |
| MS. KALPANA GUPTA | NME-021 | 3 | 2ME | 2.5 | 2.590909 | 2.6818182 | 2.727273 | 2.636364 | 2.627273 | Good |
| MR. GAURAV KUMAR MISHRA | NHU402 | 2 | ME2 | 2.4565217 | 2.4565217 | 2.5869565 | 2.913044 | 2.913044 | 2.665217 | Good |
| Mr. Ankur Gupta | NCE-402 | 2 | CE | 2.4411764 | 2.6764705 | 2.8823528 | 2.705882 | 2.647059 | 2.670588 | Good |
| Mr Anurag Mishra | NCS 063 | 3 | 2CS | 2.483871 | 2.096774 | 4.225806 | 2.741936 | 2.064516 | 2.722581 | Good |
| Ms. Annu Govind | NEE-602 | 3 | EN1 | 2.6666667 | 2.2727273 | 3.121212 | 2.969697 | 2.727273 | 2.751515 | Good |
| Dr. Pankaj Agarwal | NCS 063 | 3 | CS2 | 2.875 | 3 | 2.875 | 2.5 | 2.625 | 2.775 | Good |


 Director
 IMS Engineering College
 Ghaziabad


| | | | | | | | | | | |
|-------------------------|---------|---|-----|-----------|-----------|-----------|-----------|----------|----------|-----------|
| Mr.Ravi Shankar pal | NCS-402 | 2 | IT1 | 2.84 | 2.56 | 2.92 | 2.8 | 2.88 | 2.8 | Good |
| Dr. Suyash srivastava | RAS-201 | 1 | EN1 | 2.5172415 | 2.689655 | 3.275862 | 3 | 2.793104 | 2.855172 | Good |
| MR. S.K. KALLA | NME-604 | 3 | ME1 | 2.9574468 | 2.8723404 | 3 | 3.021277 | 3 | 2.970213 | Good |
| DR. V. K. SAINI | NME-024 | 3 | ME1 | 3.0857143 | 3.1142857 | 2.942857 | 3 | 2.971429 | 3.022857 | Very Good |
| Mr Umesh Gupta | NCS-403 | 2 | 2CS | 2.9666667 | 2.8 | 3.1666667 | 3.2333333 | 3.1 | 3.053333 | Very Good |
| Dr. Vivek Kumar | NHU-402 | 2 | BT | 2.9473684 | 2.868421 | 3.1842105 | 3.078947 | 3.31579 | 3.078947 | Very Good |
| Mr. Sameer Anand | NEN-044 | 4 | EN1 | 3.12 | 3.08 | 3 | 3.08 | 3.12 | 3.08 | Very Good |
| Ms Bhupender Kumar Teli | NEC-408 | 2 | IT1 | 3.2307692 | 2.9615386 | 3.0384614 | 3.153846 | 3.115385 | 3.1 | Very Good |
| Ms Bhupender Kumar Teli | NEC-408 | 2 | IT2 | 2.7560976 | 3.0243902 | 3.2682927 | 3.341463 | 3.219512 | 3.121951 | Very Good |


 Director
 IMS Engineering College
 Ghaziabad


| | | | | | | | | | | |
|-----------------------|---------|---|-----|-----------|-----------|-----------|----------|----------|----------|-----------|
| MS. KALPANA GUPTA | NME-021 | 3 | ME2 | 3.1875 | 3.1875 | 3.1875 | 3.125 | 3.0625 | 3.15 | Very Good |
| Dr.Arunima Sirohi | NHU-402 | 2 | IT1 | 3.107143 | 3.142857 | 2.9642856 | 3.321429 | 3.285714 | 3.164286 | Very Good |
| Mrs. Rashmi Chandra | NBT-053 | 4 | BT | 3.2777777 | 3.25 | 3.1388888 | 3.222222 | 3.222222 | 3.222222 | Very Good |
| Mr. Sherish Johri | NCS-401 | 2 | IT1 | 3.2692308 | 3.1153846 | 3.2692308 | 3.346154 | 3.192308 | 3.238462 | Very Good |
| Ms. Ayushi Varshney | NHU402 | 2 | 2CS | 2.8064516 | 2.6774194 | 3.580645 | 3.645161 | 3.516129 | 3.245161 | Very Good |
| Mr V K Agarwal(VKA) | NEC-409 | 2 | CS3 | 3.2727273 | 3.1818182 | 3.1818182 | 3.363636 | 3.454546 | 3.290909 | Very Good |
| Dr. Abhimanyu Kr. Jha | NBT-801 | 4 | BT | 3.3061225 | 3.2653062 | 3.2448978 | 3.387755 | 3.44898 | 3.330612 | Very Good |
| Dr. Vivek Kumar | NBT-052 | 4 | BT | 3.4047618 | 3.3095238 | 3.357143 | 3.404762 | 3.404762 | 3.37619 | Very Good |
| Mr. Sameer Anand | AUC-001 | 2 | EN1 | 3.5 | 3.3846154 | 3.1923077 | 3.307692 | 3.538461 | 3.384615 | Very Good |
| Dr. Indu Bhatt | NBT-405 | 2 | BT | 3.6923077 | 3.5128205 | 3.2307692 | 3.282051 | 3.282051 | 3.4 | Very Good |
| Ms. Deepali Agarwal | AUC-001 | 2 | CS3 | 3.5833333 | 3.5833333 | 3.3333333 | 3.25 | 3.333333 | 3.416667 | Very Good |


 Director
 IMS Engineering College
 Ghaziabad


| | | | | | | | | | | |
|--------------------------|---------|---|-----|-----------|-----------|-----------|----------|----------|-----------------|------------------|
| MR. ASHUTOSH YADAV | NEE-409 | 2 | ME2 | 3.3043478 | 3.326087 | 3.4130435 | 3.543478 | 3.521739 | 3.421739 | Very Good |
| Prof (DR.) Rishi Asthana | NEN-801 | 4 | EN1 | 3.625 | 3.4583333 | 3.3333333 | 3.291667 | 3.416667 | 3.425 | Very Good |
| Pradeep Kumar | NOE-043 | 2 | EN2 | 3.44 | 3.36 | 4.18 | 3.08 | 3.08 | 3.428 | Very Good |
| Mr. Pradeep Kumar | RAS-201 | 1 | CS3 | 3.2083333 | 3.3958333 | 3.7291667 | 3.5 | 3.541667 | 3.475 | Very Good |
| Dr. Babita Tyagi | RAS-204 | 1 | CS1 | 3.3157895 | 3.2631578 | 3.5614035 | 3.596491 | 3.649123 | 3.477193 | Very Good |
| Ms. Sulekha Saxena | NEC-409 | 2 | EN2 | 3.3333333 | 3.254902 | 3.6666667 | 3.588235 | 3.627451 | 3.494118 | Very Good |
| Mr. Deepak Vishwakarma | NIT-401 | 2 | IT1 | 3.5925925 | 3.2592592 | 3.6296296 | 3.518518 | 3.481482 | 3.496296 | Very Good |
| MRS. RASHMI MAHESHWARI | NME-403 | 2 | ME2 | 3.3829787 | 3.4893618 | 3.468085 | 3.595745 | 3.595745 | 3.506383 | Very Good |
| Mr Amit Gautam | NCS-401 | 2 | 2CS | 3.2903225 | 3.2580645 | 3.8387096 | 3.645161 | 3.516129 | 3.509677 | Very Good |


 Director
 IMS Engineering College
 Ghaziabad


| | | | | | | | | | | |
|-----------------------|---------|---|-----|-----------|-----------|-----------|----------|----------|----------|-----------|
| Dr. Suyash srivastava | RAS-201 | 1 | 2CS | 3.4772727 | 3.4772727 | 3.7272727 | 3.522727 | 3.431818 | 3.527273 | Very Good |
| Mr. S.K Kalla | NHU-601 | 3 | CE | 3.5333333 | 3.4222221 | 3.4222221 | 3.577778 | 3.688889 | 3.528889 | Very Good |
| Mr. Pankaj Negi | NEC-802 | 4 | EN2 | 3.4411764 | 3.4411764 | 3.7941177 | 3.470588 | 3.5 | 3.529412 | Very Good |
| Ms. Shivani Agarwal | NCS-080 | 4 | CS1 | 3.6666667 | 3 | 3.6666667 | 3.666667 | 3.666667 | 3.533333 | Very Good |
| Ms. Ayushi Varshney | NHU402 | 2 | CS3 | 3.8888888 | 3.7777777 | 3.7777777 | 3.222222 | 3 | 3.533333 | Very Good |
| Ms. Shruti Kesari | NCS-402 | 2 | 2CS | 3.2903225 | 3.516129 | 3.548387 | 3.709678 | 3.612903 | 3.535484 | Very Good |
| MR. AJAY SINGH PARMAR | NME-011 | 3 | ME1 | 3.488889 | 3.4222221 | 3.5333333 | 3.6 | 3.666667 | 3.542222 | Very Good |
| MR. AJAY SINGH PARMAR | NME-011 | 3 | 2ME | 3.4642856 | 3.4642856 | 3.7857144 | 3.464286 | 3.535714 | 3.542857 | Very Good |
| MS. RASHMI MAHESHWARI | NME-021 | 3 | ME1 | 3.5128205 | 3.5897436 | 3.5384614 | 3.48718 | 3.641026 | 3.553846 | Very Good |


 Director
 IMS Engineering College
 Ghaziabad


| | | | | | | | | | | |
|------------------------|---------|---|-----|-----------|-----------|-----------|----------|----------|----------|-----------|
| Ms. Vinita | NCS-601 | 3 | CS3 | 3.2 | 3.6 | 3.4 | 3.8 | 3.8 | 3.56 | Very Good |
| Mr Vivek Jain | NCS-602 | 3 | CS3 | 3.4 | 3.4 | 3.4 | 3.8 | 3.8 | 3.56 | Very Good |
| Mr. Sameer Anand | AUC-001 | 2 | EN2 | 3.5813954 | 3.627907 | 3.5348837 | 3.55814 | 3.534884 | 3.567442 | Very Good |
| MR. RAVI RANJAN | NOE-081 | 4 | ME2 | 3.5 | 3.4375 | 3.5625 | 3.625 | 3.875 | 3.6 | Very Good |
| Mr Umesh Gupta (UG) | NCS-403 | 2 | CS3 | 3.8181818 | 3.6363637 | 3.6363637 | 3.545455 | 3.454546 | 3.618182 | Very Good |
| Ms. Sapna Yadav(SY) | NCS-403 | 2 | CS1 | 3.1363637 | 3.090909 | 4 | 4 | 3.909091 | 3.627273 | Very Good |
| MRS. MUBINA SHEKH | NME-602 | 3 | ME1 | 3.5625 | 3.4166667 | 3.7291667 | 3.729167 | 3.708333 | 3.629167 | Very Good |
| Mr Vishan | NCS 066 | 3 | CS3 | 3.4 | 3.6 | 3.6 | 3.8 | 3.8 | 3.64 | Very Good |
| Mr Vivek Kumar | NHU-601 | 3 | CS3 | 3.6 | 3.4 | 3.6 | 3.8 | 3.8 | 3.64 | Very Good |
| MR. YOGESH KUMAR YADAV | AUC-002 | 2 | ME1 | 3.5454545 | 3.5454545 | 3.75 | 3.659091 | 3.75 | 3.65 | Very Good |


 Director
 IMS Engineering College
 Ghaziabad


| | | | | | | | | | | |
|---------------------|---------|---|-----|-----------|-----------|-----------|----------|----------|-----------------|------------------|
| Dr. Babita Tyagi | RAS-204 | 1 | CS2 | 3.4318182 | 3.25 | 3.9318182 | 3.886364 | 3.818182 | 3.663636 | Very Good |
| Mr Atul Kumar | NCS-852 | 4 | CS1 | 3.6666667 | 3.6666667 | 3.6666667 | 3.666667 | 3.666667 | 3.666667 | Very Good |
| Ms. Ekta Pandey | RAS-203 | 1 | CS2 | 3.488889 | 3.7333333 | 3.6666667 | 3.733333 | 3.711111 | 3.666667 | Very Good |
| Mr Mukesh | NCS-603 | 3 | CS3 | 3.6 | 3.6 | 3.6 | 3.8 | 3.8 | 3.68 | Very Good |
| MRS. MUBINA SHEKH | NHU-601 | 3 | ME2 | 3.631579 | 3.3157895 | 3.7368422 | 3.736842 | 4 | 3.684211 | Very Good |
| Ms. K. Sundari(KS) | NAS-401 | 2 | CS3 | 3.5 | 3.6666667 | 3.6666667 | 4 | 3.666667 | 3.7 | Very Good |
| Dr. Vivek Kumar | NHU-601 | 3 | BT | 3.6176472 | 3.6764705 | 3.7058823 | 3.794118 | 3.735294 | 3.705882 | Very Good |
| MR.VIVEK BHARDWAJ | NME-403 | 2 | ME1 | 3.6304348 | 3.4782608 | 3.673913 | 3.847826 | 3.913044 | 3.708696 | Very Good |
| Mr. Jasvendra Tyagi | RAS-201 | 1 | CS2 | 3.488889 | 3.3555555 | 4 | 3.844445 | 3.866667 | 3.711111 | Very Good |
| DR. B.N. PATHAK | NME-402 | 2 | ME2 | 3.3125 | 3 | 4.1666665 | 3.979167 | 4.125 | 3.716667 | Very Good |
| Mr. V K Agarwal | NEC-409 | 2 | CS1 | 3.8421052 | 3.7894738 | 4.0526314 | 3.526316 | 3.421053 | 3.726316 | Very Good |


 Director
 IMS Engineering College
 Ghaziabad


| | | | | | | | | | | |
|------------------------|----------|---|-----|-----------|-----------|-----------|----------|----------|----------|-----------|
| Ms. Shomni Parashar | RBT-202 | 1 | BT | 4.1666665 | 3.5 | 3.3333333 | 3.666667 | 4 | 3.733333 | Very Good |
| Ms. Kanika Gupta | RME-201 | 1 | CE | 3.6363637 | 3.7575758 | 3.7878788 | 3.757576 | 3.727273 | 3.733333 | Very Good |
| DR. MANU SRIVASTAWA | NME-011 | 3 | ME2 | 3.75 | 3.7 | 4 | 3.7 | 3.6 | 3.75 | Very Good |
| Ms. Anuja Shaktawat | NEOE-081 | 4 | EN1 | 3.84 | 3.56 | 3.76 | 3.84 | 3.76 | 3.752 | Very Good |
| Dr. Pankaj Agarwal | NCS 063 | 3 | CS3 | 3.8 | 3.8 | 3.6 | 3.8 | 3.8 | 3.76 | Very Good |
| Ms. Shaili Gupta(SG) | NCS-402 | 2 | CS1 | 3.5789473 | 3.8947368 | 3.631579 | 4.157895 | 3.578947 | 3.768421 | Very Good |
| Dr. A. N. Srivastava | RAS-202 | 1 | ME2 | 3.7714286 | 3.6285715 | 3.7714286 | 3.828571 | 3.857143 | 3.771429 | Very Good |
| MR. ARVINDA KR. PANDIT | NME-065 | 4 | ME2 | 3.6666667 | 3.6666667 | 3.7333333 | 3.933333 | 3.866667 | 3.773333 | Very Good |
| Ms. Shruti Kesari (SK) | NCS-402 | 2 | CS3 | 4 | 3.6666667 | 3.8333333 | 3.583333 | 3.833333 | 3.783333 | Very Good |


 Director
 IMS Engineering College
 Ghaziabad


| | | | | | | | | | | |
|---------------------|---------|---|-----|-----------|-----------|-----------|----------|----------|-----------------|------------------|
| MR. DEEPAK YADAV | NHU-601 | 3 | ME1 | 3.8297873 | 3.8297873 | 3.7659574 | 3.765957 | 3.744681 | 3.787234 | Very Good |
| Mr. Yogendra Singh | RCS-201 | 1 | EN1 | 3.7407408 | 3.7777777 | 3.8148148 | 3.666667 | 4 | 3.8 | Very Good |
| Ms. Kanika Gupta | RME-201 | 1 | ME2 | 3.8181818 | 3.8484848 | 3.6060605 | 3.818182 | 3.909091 | 3.8 | Very Good |
| Dr. Meghna Singh | NOE-081 | 4 | BT | 3.7959185 | 3.7959185 | 3.8979592 | 3.795919 | 3.734694 | 3.804082 | Very Good |
| Mr Atul Kumar | NCS-601 | 3 | CS1 | 4.5333333 | 4.4 | 3.4 | 3.4 | 3.333333 | 3.813333 | Very Good |
| Mr Vijai Singh | NCS-603 | 3 | CS1 | 3.1333334 | 3.3333333 | 4.3333335 | 4.066667 | 4.2 | 3.813333 | Very Good |
| Dr. Meghna Singh | NBT-063 | 4 | BT | 3.7692308 | 3.8461537 | 3.7435896 | 3.871795 | 3.897436 | 3.825641 | Very Good |
| Mr V K Agarwal | NEC-409 | 2 | 2CS | 3.064516 | 3.8064516 | 4.322581 | 3.935484 | 4.032258 | 3.832258 | Very Good |
| Mr. Mayank Aggarwal | NEN-022 | 3 | EN1 | 4 | 3.6764705 | 3.9117646 | 3.82353 | 3.794118 | 3.841177 | Very Good |
| Dr. Avdhesh Gupta | NCS-601 | 3 | 2CS | 3.7096775 | 3.612903 | 3.935484 | 4 | 3.967742 | 3.845161 | Very Good |
| Dr. Suman Gupta | AUC-001 | 2 | 2CS | 3.7419355 | 3.6774194 | 3.8064516 | 3.903226 | 4.129032 | 3.851613 | Very Good |


 Director
 IMS Engineering College
 Ghaziabad


| | | | | | | | | | | |
|------------------------|----------|---|-----|-----------|-----------|-----------|-----------|----------|------------------|------------------|
| Mr. Jasvendra Tyagi | RAS-201 | 1 | IT2 | 3.5333333 | 3.8 | 4.1555557 | 3.9333333 | 3.844445 | 3.8533333 | Very Good |
| Mr. S.K.Mishra | NOE-042 | 2 | BT | 3.7894738 | 3.3947368 | 4.0263157 | 4 | 4.131579 | 3.868421 | Very Good |
| Mr. Raj Kumar Singh | NHU-601 | 3 | EN1 | 3.7941177 | 3.9705882 | 4.029412 | 3.794118 | 3.794118 | 3.876471 | Very Good |
| Mr. Pranav Dixit | RAS-203 | 1 | 2ME | 3.8 | 3.6 | 4.15 | 3.85 | 4.15 | 3.91 | Very Good |
| Mr. Saroj Kumar | NEN-041 | 4 | 2EN | 3.8846154 | 3.8846154 | 3.9230769 | 3.961539 | 4 | 3.930769 | Very Good |
| Mr. Atul Kuma Kushwaha | NEOE-081 | 4 | 2EN | 3.892857 | 3.9285715 | 3.9285715 | 3.892857 | 4.035714 | 3.935714 | Very Good |
| Mr Vivek Jain | NCS-602 | 3 | CS1 | 3.7333333 | 3.7333333 | 4.266667 | 4 | 4.066667 | 3.96 | Very Good |
| MRS. MUBINA SHEKH | NHU-601 | 3 | 2ME | 3.8823528 | 4.117647 | 3.9411764 | 3.882353 | 4 | 3.964706 | Very Good |
| DR. B. N. PATHAK | NME-024 | 3 | 2ME | 4.105263 | 3.8947368 | 3.9473684 | 4 | 3.894737 | 3.968421 | Very Good |
| Ms. Annu Govind | NEE-602 | 3 | EN2 | 3.96 | 3.92 | 4.04 | 3.96 | 4 | 3.976 | Very Good |


 Director
 IMS Engineering College
 Ghaziabad


| | | | | | | | | | | |
|--------------------------------------|---------|---|-----|-----------|-----------|-----------|----------|----------|-----------------|------------------|
| Dr. Babita Tyagi | RAS-204 | 1 | IT2 | 3.8372092 | 3.860465 | 4.2325583 | 3.860465 | 4.093023 | 3.976744 | Very Good |
| Mr. Updesh Kr. Jaiswal | NIT-064 | 3 | IT1 | 3.7777777 | 4 | 4.1111111 | 4 | 4 | 3.977778 | Very Good |
| Dr. Suyash srivastava | RAS-201 | 1 | ME1 | 3.9189188 | 3.8108108 | 4 | 4.081081 | 4.081081 | 3.978378 | Very Good |
| Mr Vivek Jain(VJ) | NCS-085 | 4 | CS1 | 3 | 3.6666667 | 5 | 4 | 4.333334 | 4 | Very Good |
| Mr. Saroj Kumar | NEN-041 | 4 | EN2 | 4 | 3.9714286 | 3.9714286 | 4.028572 | 4.028572 | 4 | Very Good |
| Dr.Arunima Sirohi | NHU-402 | 2 | IT2 | 3.9285715 | 3.7857144 | 4.142857 | 4.071429 | 4.071429 | 4 | Very Good |
| MR. PRAVESH CHANDRA SRIVASTAVA | NAS-401 | 2 | ME1 | 3.9565217 | 3.8043478 | 4.173913 | 4.021739 | 4.086957 | 4.008696 | Excellent |
| Mr. Om Prakash Yadav | NEN-603 | 3 | EN1 | 3.8285713 | 3.7714286 | 4 | 4.142857 | 4.314286 | 4.011428 | Excellent |
| Mr. Saroj Kumar | NHU-402 | 2 | EN2 | 3.9787233 | 4.0212765 | 4.0425534 | 4 | 4.085106 | 4.025532 | Excellent |
| Ms Monalisa Panigrahi | NCS-601 | 3 | IT2 | 4.0416665 | 3.875 | 4.2083335 | 4 | 4.083334 | 4.041667 | Excellent |


 Director
 IMS Engineering College
 Ghaziabad


| | | | | | | | | | | |
|-------------------------|---------|---|-----|-----------|-----------|-----------|----------|----------|-----------------|------------------|
| MR. ANKIT KR. SAXENA | NME-051 | 4 | ME2 | 4.142857 | 4 | 3.9285715 | 4.071429 | 4.071429 | 4.042857 | Excellent |
| Mr. Sherish Johri | NCS-601 | 3 | IT1 | 3.9411764 | 3.9411764 | 4 | 4.235294 | 4.117647 | 4.047059 | Excellent |
| MR. GAURAV KUMAR MISHRA | NME-401 | 2 | ME1 | 4.0444446 | 4.111111 | 4.088889 | 4.044445 | 4.022222 | 4.062222 | Excellent |
| Ms. Deepali Agarwal(DA) | AUC-001 | 2 | CS1 | 3.9473684 | 4.0526314 | 3.8421052 | 4.105263 | 4.368421 | 4.063158 | Excellent |
| Ms. C.Puspanjali | NCS 066 | 3 | CS1 | 3.6666667 | 3.7333333 | 4.2 | 4.266667 | 4.466667 | 4.066667 | Excellent |
| Ms. Meenu Baliyan | NMBA044 | 2 | MBA | 4.019231 | 4.0384617 | 4.0961537 | 4.134615 | 4.076923 | 4.073077 | Excellent |
| Dr. A. N. Srivastava | RAS-202 | 1 | BT | 3.9756098 | 3.8292682 | 4.195122 | 4.097561 | 4.268293 | 4.073171 | Excellent |
| Mr. Amit Chaurasia | NCS-080 | 4 | IT | 4 | 4 | 4 | 4.222222 | 4.222222 | 4.088889 | Excellent |


 Director
 IMS Engineering College
 Ghaziabad


| | | | | | | | | | | |
|--------------------------|---------|---|-----|-----------|-----------|-----------|----------|----------|-----------------|------------------|
| Mr. Om Prakash Yadav | NEC-802 | 4 | 2EN | 4.185185 | 4.037037 | 4.185185 | 4.111111 | 4 | 4.103704 | Excellent |
| Mr. Ram Sewak Singh | REC-201 | 1 | CS2 | 3.9545455 | 3.909091 | 4.318182 | 4.136364 | 4.204546 | 4.104546 | Excellent |
| Mr. Abhishek Kumar Gupta | NEE-401 | 2 | EN2 | 4.2941175 | 4.0784316 | 4.372549 | 3.843137 | 3.980392 | 4.113726 | Excellent |
| Mr. Upender Mishra | NCS-602 | 3 | IT2 | 4.0833335 | 4.125 | 4.2916665 | 4.166667 | 4.041667 | 4.141667 | Excellent |
| Ms. Vinita | NCS-601 | 3 | CS2 | 3.875 | 4 | 4.5 | 4.25 | 4.125 | 4.15 | Excellent |
| Mrs.Shomini Parashar | NBT-603 | 3 | BT | 3.969697 | 3.969697 | 4.242424 | 4.303031 | 4.303031 | 4.157576 | Excellent |
| Mr. Bhavesh Kr. Jha | NCE-401 | 2 | CE | 4.0588236 | 4.0882354 | 4.2352943 | 4.264706 | 4.147059 | 4.158824 | Excellent |
| Mr.Saurabh Kumar | NAS-401 | 2 | IT2 | 4.0238094 | 3.857143 | 4.571429 | 4.238095 | 4.119048 | 4.161905 | Excellent |
| Mr. Deepak Vishwakarma | NIT-401 | 2 | IT2 | 4.047619 | 4.1666665 | 4.1190476 | 4.166667 | 4.309524 | 4.161905 | Excellent |
| Dr. Abhimanyu Kr. Jha | NBT-022 | 3 | BT | 4.275862 | 4.137931 | 4.206897 | 4.103448 | 4.206897 | 4.186207 | Excellent |


 Director
 IMS Engineering College
 Ghaziabad


| | | | | | | | | | | |
|--------------------------------------|---------|---|-----|-----------|-----------|-----------|----------|----------|-----------------|------------------|
| MR. PRAVESH CHANDRA SRIVASTAVA | NAS-401 | 2 | ME2 | 4.0434785 | 3.847826 | 4.347826 | 4.282609 | 4.434783 | 4.191304 | Excellent |
| Mr. Manoranjan Chaubey | RME-201 | 1 | EN1 | 4.1153846 | 3.9615386 | 4.1538463 | 4.346154 | 4.423077 | 4.2 | Excellent |
| Dr. Neetu Goel | RAS-202 | 1 | EN2 | 3.9142857 | 4.0571427 | 4.285714 | 4.342857 | 4.4 | 4.2 | Excellent |
| Mr. Ram Sewak Singh | REC-201 | 1 | CS3 | 4.106383 | 4.1489363 | 4.382979 | 4.170213 | 4.191489 | 4.2 | Excellent |
| Mr. Manoranjan Chaubey | RME-201 | 1 | ME1 | 4.189189 | 4.0540543 | 4.3783784 | 4.162162 | 4.27027 | 4.210811 | Excellent |
| Mr. Yogendra Singh | RCS-201 | 1 | EC1 | 4.121212 | 3.8484848 | 4.242424 | 4.39394 | 4.454546 | 4.212121 | Excellent |
| Ms. Pallavi Gupta | RAS-204 | 1 | IT1 | 4.071429 | 4.214286 | 4.214286 | 4.321429 | 4.285714 | 4.221428 | Excellent |
| Mr. Vijay Kumar | NEC-802 | 4 | EN1 | 4.28 | 4.16 | 4.24 | 4.24 | 4.24 | 4.232 | Excellent |
| Prof (DR.) Rishi Asthana | NEE-402 | 2 | EN2 | 4.1836734 | 4.285714 | 4.0816326 | 4.387755 | 4.265306 | 4.240816 | Excellent |


 Director
 IMS Engineering College
 Ghaziabad


| | | | | | | | | | | |
|-------------------------|---------|---|-----|-----------|-----------|-----------|-----------|----------|----------|-----------|
| Dr. Abhimanyu Kr. Jha | NBT-012 | 3 | BT | 4.3333335 | 4.185185 | 4.148148 | 4.3333334 | 4.222222 | 4.244444 | Excellent |
| Ms. Lipika Goel | NCS-602 | 3 | 2CS | 4.16129 | 4.032258 | 4.387097 | 4.516129 | 4.129032 | 4.245161 | Excellent |
| Mr. Hari Sankar Sharma | RAS-203 | 1 | EN2 | 4.1944447 | 4.111111 | 4.4722223 | 4.25 | 4.222222 | 4.25 | Excellent |
| Mr. N U Khan | NCS-402 | 2 | IT2 | 4.2619047 | 4.404762 | 4.3095236 | 4.142857 | 4.142857 | 4.252381 | Excellent |
| Mr Anurag Mishra | NCS 063 | 3 | CS1 | 4 | 4.0666666 | 4.3333335 | 4.4 | 4.466667 | 4.253334 | Excellent |
| MR. SUNIL KUMAR | NME-801 | 4 | ME2 | 3.9411764 | 4.0588236 | 4.1764708 | 4.470588 | 4.647059 | 4.258823 | Excellent |
| Dr. S N Rajan | NIT-067 | 3 | IT2 | 4.2173915 | 4.347826 | 4.304348 | 4.304348 | 4.130435 | 4.26087 | Excellent |
| Mr. Bhupesh kumar gupta | NOE-081 | 4 | IT | 4.3333335 | 4.3333335 | 4.2222223 | 4.222222 | 4.222222 | 4.266667 | Excellent |
| Dr. Vikram Singh | RAS-201 | 1 | CE | 4.09375 | 4.125 | 4.3125 | 4.46875 | 4.34375 | 4.26875 | Excellent |
| Mr Vivek Kumar | NHU-601 | 3 | CS1 | 4.4 | 4 | 4.5333333 | 4.266667 | 4.2 | 4.28 | Excellent |
| Ms. Snigdha Chaturvedi | NEE-403 | 2 | EN2 | 4.25 | 4.2708335 | 4.25 | 4.270834 | 4.375 | 4.283333 | Excellent |


 Director
 IMS Engineering College
 Ghaziabad


| | | | | | | | | | | |
|------------------------|---------|---|-----|-----------|-----------|-----------|----------|----------|-----------------|------------------|
| Mr. Pankaj Negi | NEE-403 | 2 | EN1 | 4.035714 | 4.178571 | 4.535714 | 4.321429 | 4.357143 | 4.285714 | Excellent |
| Mr. Vikas Tyagi | RCS-201 | 1 | 2ME | 4.3 | 4.1 | 4.35 | 4.25 | 4.45 | 4.29 | Excellent |
| MR. O.P. UMRAO | NHU402 | 2 | ME1 | 4.0869565 | 4.173913 | 4.3913045 | 4.347826 | 4.456522 | 4.291304 | Excellent |
| Mr. Mayank Aggarwal | NEN-022 | 3 | EN2 | 4.36 | 4.32 | 4.32 | 4.28 | 4.2 | 4.296 | Excellent |
| Dr. Savita Chaurasia | NBT-023 | 3 | BT | 4.4 | 4.3 | 4.45 | 4.2 | 4.15 | 4.3 | Excellent |
| Mr. Priya Ranjan Kumar | AUC-002 | 2 | BT | 4.282051 | 4.3846154 | 4.282051 | 4.230769 | 4.333334 | 4.302564 | Excellent |
| Dr. Vikram Singh | RAS-201 | 1 | EN2 | 4.3030305 | 4.151515 | 4.3636365 | 4.333334 | 4.363637 | 4.303031 | Excellent |
| Ms. Snigdha Chaturvedi | NHU-601 | 3 | EN2 | 4.24 | 4.36 | 4.28 | 4.28 | 4.36 | 4.304 | Excellent |
| Ms. K. Sundari(KS) | NAS-401 | 2 | CS1 | 3.7619047 | 4 | 4.428571 | 4.619048 | 4.714286 | 4.304762 | Excellent |
| Mr. Upender Mishra | NCS-602 | 3 | IT1 | 4.4210525 | 4.2105265 | 4.368421 | 4.368421 | 4.157895 | 4.305263 | Excellent |


 Director
 IMS Engineering College
 Ghaziabad


| | | | | | | | | | | |
|------------------------|---------|---|-----|-----------|-----------|-----------|----------|----------|-----------------|------------------|
| Dr. Narendra Kumar | NBT-061 | 4 | BT | 4.3421054 | 4.2894735 | 4.3421054 | 4.31579 | 4.236842 | 4.305263 | Excellent |
| MR. YOGESH KUMAR YADAV | AUC-002 | 2 | ME2 | 4.2978725 | 4.3404255 | 4.12766 | 4.361702 | 4.468085 | 4.319149 | Excellent |
| MR. SUDHIR KUMAR SINGH | NEE-409 | 2 | ME1 | 4.3333335 | 4.311111 | 4.3555555 | 4.177778 | 4.422222 | 4.32 | Excellent |
| Mr. Neeraj Sirohi | RCS-201 | 1 | BT | 4.268293 | 4.195122 | 4.390244 | 4.390244 | 4.365854 | 4.321951 | Excellent |
| Mr. Updesh Kr. Jaiswal | AUC-002 | 2 | IT2 | 4.425 | 4.45 | 4.275 | 4.25 | 4.25 | 4.33 | Excellent |
| Ms. Sulekha Saxena | NEC-409 | 2 | EN1 | 4.1538463 | 4.076923 | 4.576923 | 4.307693 | 4.538462 | 4.330769 | Excellent |
| Mr Amit Kumar(AKN) | NCS-801 | 4 | CS1 | 4.3333335 | 4.3333335 | 4.3333335 | 4.333334 | 4.333334 | 4.333334 | Excellent |
| MR. ABHISHEK SAXENA | NME-402 | 2 | ME1 | 4.111111 | 4.2 | 4.422222 | 4.422222 | 4.533333 | 4.337778 | Excellent |
| Ms. Pallavi Gupta | RAS-204 | 1 | 2CS | 4.340909 | 4.2727275 | 4.5 | 4.363637 | 4.227273 | 4.340909 | Excellent |


 Director
 IMS Engineering College
 Ghaziabad

| | | | | | | | | | | |
|------------------------|----------|---|-----|-----------|-----------|-----------|----------|----------|-----------------|------------------|
| Ms. Ayushi Varshney | NCS-654 | 3 | CS1 | 4.357143 | 4.357143 | 4.357143 | 4.285714 | 4.357143 | 4.342857 | Excellent |
| Dr. S N Rajan | NIT-067 | 3 | IT1 | 4 | 4.2222223 | 4.4444447 | 4.611111 | 4.444445 | 4.344444 | Excellent |
| Mr.Dinesh Kumar | RCS-201 | 1 | EC2 | 4.285714 | 4.3333335 | 4.357143 | 4.404762 | 4.404762 | 4.357143 | Excellent |
| Dr. Gunjan Sharma | RAS-203 | 1 | 2CS | 4.266667 | 4.3555555 | 4.4666667 | 4.488889 | 4.222222 | 4.36 | Excellent |
| Mr. Jasvendra Tyagi | RAS-201 | 1 | EC2 | 4.4736843 | 4.394737 | 4.4473686 | 4.31579 | 4.236842 | 4.373684 | Excellent |
| Mr. Nitin Aggarwal | NMBAFM03 | 2 | MBA | 4.5833335 | 4.375 | 4.3541665 | 4.3125 | 4.270834 | 4.379167 | Excellent |
| Mr. Atul Kuma Kushwaha | NEN-014 | 3 | EN1 | 4.4054055 | 4.4324327 | 4.3783784 | 4.324324 | 4.432433 | 4.394595 | Excellent |
| Dr. Savita Chaurasia | NBT-403 | 2 | BT | 4.05 | 4.175 | 4.5 | 4.625 | 4.625 | 4.395 | Excellent |
| Mr. R. K. Chauhan | REE-201 | 1 | CS2 | 4.318182 | 4.159091 | 4.568182 | 4.477273 | 4.454546 | 4.395454 | Excellent |
| Mr Mukesh Kumar | NCS-603 | 3 | 2CS | 4.2580647 | 4.2580647 | 4.290323 | 4.483871 | 4.741935 | 4.406452 | Excellent |
| Pradeep Kumar | NOE-043 | 2 | EN1 | 4.5384617 | 4.423077 | 4.576923 | 4.423077 | 4.115385 | 4.415385 | Excellent |


 Director
 IMS Engineering College
 Ghaziabad


| | | | | | | | | | | |
|---------------------|---------|---|-----|-----------|-----------|-----------|----------|----------|-----------------|------------------|
| Ms. Punjika Rathi | NMBA043 | 2 | MBA | 4.4038463 | 4.4615383 | 4.3846154 | 4.384615 | 4.442308 | 4.415385 | Excellent |
| Dr. Kinshuki Sharma | RAS-202 | 1 | CE | 4.3939395 | 4.3939395 | 4.4545455 | 4.424243 | 4.424243 | 4.418182 | Excellent |
| Dr. Gunjan Sharma | NAS-401 | 2 | CE | 4.3428574 | 4.5142856 | 4.428571 | 4.514286 | 4.314286 | 4.422857 | Excellent |
| Mr. Vijay Kumar | NEN-603 | 3 | EN2 | 4.44 | 4.4 | 4.44 | 4.32 | 4.52 | 4.424 | Excellent |
| Ms. Punjika Rathi | NMBA042 | 2 | MBA | 4.4038463 | 4.4038463 | 4.423077 | 4.442308 | 4.461538 | 4.426923 | Excellent |
| Mr. Mayank Aggarwal | NHU-402 | 2 | EN1 | 4.5185184 | 4.4074073 | 4.4074073 | 4.407407 | 4.407407 | 4.42963 | Excellent |
| Mr Priyaranjan | NHU402 | 2 | CS1 | 4.478261 | 4.3913045 | 4.478261 | 4.391305 | 4.434783 | 4.434783 | Excellent |
| MR. DEEPAK YADAV | NME-604 | 3 | 2ME | 4.392857 | 4.428571 | 4.392857 | 4.392857 | 4.571429 | 4.435714 | Excellent |
| Dr. Prabhash Tyagi | RAS-201 | 1 | CS1 | 4.2711864 | 4.084746 | 4.779661 | 4.576271 | 4.491526 | 4.440678 | Excellent |
| MRS. SUMIT SHARMA | NME-602 | 3 | 2ME | 4.4074073 | 4.3333335 | 4.6296296 | 4.407407 | 4.444445 | 4.444445 | Excellent |


 Director
 IMS Engineering College
 Ghaziabad


| | | | | | | | | | | |
|--------------------------|---------|---|-----|-----------|-----------|-----------|----------|----------|-----------------|------------------|
| Dr. Meghna Singh | NBT-013 | 3 | BT | 4.4074073 | 4.3703704 | 4.4814816 | 4.518518 | 4.444445 | 4.444445 | Excellent |
| Mr. Neeraj Sirohi | RCS-201 | 1 | CE | 4.4848485 | 4.3636365 | 4.4848485 | 4.454546 | 4.454546 | 4.448485 | Excellent |
| Ms. Swati Singh(SS) | NCS-401 | 2 | CS1 | 4.4347825 | 4.347826 | 4.347826 | 4.608696 | 4.521739 | 4.452174 | Excellent |
| Mr. Abhishek Kumar Gupta | NEE-401 | 2 | EN1 | 4.3461537 | 4.4615383 | 4.4615383 | 4.423077 | 4.576923 | 4.453846 | Excellent |
| Mr.Ravi Shankar pal | NCS-603 | 3 | IT2 | 4.5 | 4.318182 | 4.590909 | 4.5 | 4.363637 | 4.454546 | Excellent |
| Ms. Meenu Baliyan | RMB204 | 1 | MBA | 4.5319147 | 4.4680853 | 4.4468083 | 4.446808 | 4.382979 | 4.455319 | Excellent |
| MR. SHIV OM SHARMA | NHU402 | 2 | 2ME | 4.4210525 | 4.4736843 | 4.508772 | 4.508772 | 4.368421 | 4.456141 | Excellent |
| MR. VIVEK KR. JAIN | NME-603 | 3 | 2ME | 4.392857 | 4.321429 | 4.464286 | 4.535714 | 4.571429 | 4.457143 | Excellent |


 Director
 IMS Engineering College
 Ghaziabad


| | | | | | | | | | | |
|-------------------------|-----------|---|-----|-----------|-----------|-----------|----------|----------|-----------------|------------------|
| MR. SHIVANSH SRIVASTAWA | NME-055 | 4 | ME2 | 4.214286 | 4.5 | 4.285714 | 4.642857 | 4.714286 | 4.471428 | Excellent |
| Mr. Deepak Kumar | REE-201 | 1 | CS1 | 4.2413793 | 4.2586207 | 4.5689654 | 4.637931 | 4.672414 | 4.475862 | Excellent |
| Dr. Vikram Singh | RAS-201 | 1 | IT1 | 4.375 | 4.15625 | 4.59375 | 4.65625 | 4.625 | 4.48125 | Excellent |
| Mrs. Rashmi Chandra | NBT -601 | 3 | BT | 4.2647057 | 4.4117646 | 4.617647 | 4.588235 | 4.529412 | 4.482353 | Excellent |
| Ms. Deepali Agarwal(DA) | NCS-401 | 2 | CS3 | 4.4166665 | 4.6666665 | 4.4166665 | 4.416667 | 4.5 | 4.483333 | Excellent |
| Dr. Anagha Shukre | NMBA 041 | 2 | MBA | 4.3703704 | 4.3333335 | 4.5740743 | 4.574074 | 4.574074 | 4.485185 | Excellent |
| Mr. Varun Kumar Singhal | NEE-601 | 3 | EN1 | 4.4864864 | 4.4864864 | 4.5945945 | 4.432433 | 4.432433 | 4.486486 | Excellent |
| Mr. Priya Ranjan Kumar | NBT-402 | 2 | BT | 4.2894735 | 4.1578946 | 4.763158 | 4.631579 | 4.631579 | 4.494737 | Excellent |
| Dr. Anagha Shukre | NMBA MK03 | 2 | MBA | 4.3863635 | 4.431818 | 4.5454545 | 4.590909 | 4.522728 | 4.495454 | Excellent |


 Director
 IMS Engineering College
 Ghaziabad


| | | | | | | | | | | |
|---------------------|---------|---|-----|-----------|-----------|-----------|----------|----------|-----------------|------------------|
| Ms. Pallavi Gupta | RAS-204 | 1 | CS3 | 4.3541665 | 4.3125 | 4.7083335 | 4.5625 | 4.541667 | 4.495833 | Excellent |
| Mr Bhupesh(BG) | NOE-081 | 4 | CS1 | 4.5 | 4.5 | 4.5 | 4.5 | 4.5 | 4.5 | Excellent |
| Mr. Gyanesh Singh | NEE-402 | 2 | EN1 | 4.5555553 | 4.259259 | 4.4444447 | 4.555555 | 4.703704 | 4.503704 | Excellent |
| Mr. Bhavesh kr. Jha | NCE-601 | 3 | CE | 4.428571 | 4.214286 | 4.6666665 | 4.690476 | 4.571429 | 4.514286 | Excellent |
| MR. O.P. UMRAO | NME-604 | 3 | ME2 | 4.45 | 4.5 | 4.4 | 4.55 | 4.7 | 4.52 | Excellent |
| Ms. Meenu Baliyan | RMB201 | 1 | MBA | 4.6086955 | 4.5 | 4.5869565 | 4.543479 | 4.413044 | 4.530435 | Excellent |
| Mr. Deepak Kumar | REE-201 | 1 | 2CS | 4.418605 | 4.4651165 | 4.6976743 | 4.558139 | 4.558139 | 4.539535 | Excellent |
| Dr. Vikram Singh | RAS-201 | 1 | EC1 | 4.4117646 | 4.5588236 | 4.617647 | 4.588235 | 4.558824 | 4.547059 | Excellent |
| Mr. Priya Ranjan | AUC002 | 2 | MBA | 4.5660377 | 4.5283017 | 4.5471697 | 4.528302 | 4.566038 | 4.54717 | Excellent |
| MS.VIVEK BHARDWAJ | NME-403 | 2 | 2ME | 4.3508773 | 4.385965 | 4.6666665 | 4.631579 | 4.736842 | 4.554386 | Excellent |
| MR. IMRAN KHAN | NME-401 | 2 | ME2 | 4.6222224 | 4.3555555 | 4.5555553 | 4.511111 | 4.733333 | 4.555555 | Excellent |


 Director
 IMS Engineering College
 Ghaziabad


| | | | | | | | | | | |
|--------------------------|---------|---|-----|-----------|-----------|-----------|----------|----------|-----------------|------------------|
| Mr Puneet Varshney | NCS-401 | 2 | IT2 | 4.512195 | 4.609756 | 4.4634147 | 4.585366 | 4.609756 | 4.556098 | Excellent |
| Dr. Indu Bhatt | NBT-602 | 3 | BT | 4.5833335 | 4.5555553 | 4.5555553 | 4.583334 | 4.527778 | 4.561111 | Excellent |
| Mr. Sanjay Kumar | RAS-202 | 1 | EN1 | 4.4347825 | 4.521739 | 4.521739 | 4.608696 | 4.739131 | 4.565218 | Excellent |
| MR. PRASOON CHOUDHARY | NME-801 | 4 | 2ME | 4.5 | 4.3333335 | 4.8333335 | 4.5 | 4.666667 | 4.566667 | Excellent |
| Mr. Manish Kumar | NCE-403 | 2 | CE | 4.5882354 | 4.5588236 | 4.647059 | 4.558824 | 4.5 | 4.570588 | Excellent |
| Dr. Prabhash Tyagi | RAS-201 | 1 | BT | 4.390244 | 4.219512 | 4.8292685 | 4.731707 | 4.682927 | 4.570732 | Excellent |
| Mr.Devendra Kumar Sinha | RME-201 | 1 | EC2 | 4.6744184 | 4.6511626 | 4.627907 | 4.302326 | 4.604651 | 4.572093 | Excellent |
| Mr. Pankul Goel | RME-201 | 1 | EN2 | 4.4444447 | 4.611111 | 4.7222223 | 4.527778 | 4.555555 | 4.572222 | Excellent |
| Mr. Pranav Dixit | RAS-203 | 1 | IT1 | 4.483871 | 4.548387 | 4.580645 | 4.612903 | 4.677419 | 4.580645 | Excellent |
| Mr. Nitin Kumar Agarwal | NHU-601 | 3 | IT2 | 4.521739 | 4.7391305 | 4.5652175 | 4.565218 | 4.565218 | 4.591304 | Excellent |


 Director
 IMS Engineering College
 Ghaziabad


| | | | | | | | | | | |
|--------------------------------------|---------|---|-----|-----------|-----------|-----------|----------|----------|-----------------|------------------|
| Ms. Anuja Shaktawat | NEN-014 | 3 | EN2 | 4.68 | 4.56 | 4.56 | 4.6 | 4.56 | 4.592 | Excellent |
| MR. RAVI RANJAN | NOE-081 | 4 | ME1 | 4 | 4.3333335 | 4.6666665 | 5 | 5 | 4.6 | Excellent |
| MR. PRASOON CHOUDHARY | NME-801 | 4 | ME1 | 5 | 4.3333335 | 4.6666665 | 4.333334 | 4.666667 | 4.6 | Excellent |
| Mr Amit Kumar | NCS-801 | 4 | 2CS | 4.6666665 | 4.6666665 | 4.3333335 | 4.666667 | 4.666667 | 4.6 | Excellent |
| MR. VIVEK KR. JAIN | NME-603 | 3 | ME2 | 4.5 | 4.5 | 4.75 | 4.6 | 4.65 | 4.6 | Excellent |
| Mr. Saurabh Dubey | NCE-404 | 2 | CE | 4.6857142 | 4.542857 | 4.5142856 | 4.685714 | 4.571429 | 4.6 | Excellent |
| MR. PRAVESH CHANDRA SRIVASTAVA | NAS-401 | 2 | 2ME | 4.6226416 | 4.226415 | 4.754717 | 4.754717 | 4.660378 | 4.603774 | Excellent |
| Dr. Raza Rasool | RAS-202 | 1 | EC2 | 4.4883723 | 4.604651 | 4.6976743 | 4.627907 | 4.627907 | 4.609303 | Excellent |


 Director
 IMS Engineering College
 Ghaziabad


| | | | | | | | | | | |
|------------------------|----------|---|-----|-----------|-----------|-----------|----------|----------|-----------------|------------------|
| Dr. Prabhash Tyagi | RAS-201 | 1 | ME2 | 4.4242425 | 4.4545455 | 4.6969695 | 4.727273 | 4.757576 | 4.612121 | Excellent |
| Mr. Amit Chaurasia | NCS-603 | 3 | IT1 | 4.5 | 4.25 | 4.8125 | 4.875 | 4.625 | 4.6125 | Excellent |
| DR. V. K. SAINI | NME-024 | 3 | ME2 | 4.642857 | 4.714286 | 4.642857 | 4.571429 | 4.5 | 4.614286 | Excellent |
| MR. SUNIL KUMAR | NME-603 | 3 | ME1 | 4.5531917 | 4.5957446 | 4.574468 | 4.617021 | 4.744681 | 4.617021 | Excellent |
| Mr. Updesh Kr. Jaiswal | NIT-064 | 3 | IT2 | 4.695652 | 4.652174 | 4.7391305 | 4.521739 | 4.478261 | 4.617391 | Excellent |
| Mr. Hari Sankar Sharma | RAS-203 | 1 | IT2 | 4.6744184 | 4.604651 | 4.7674417 | 4.465117 | 4.581395 | 4.618605 | Excellent |
| Dr. Arunima Sirohi | NMBAHR03 | 2 | MBA | 4.652174 | 4.5869565 | 4.695652 | 4.521739 | 4.652174 | 4.621739 | Excellent |
| Mr. Nitin Aggarwal | RMB208 | 1 | MBA | 4.6595745 | 4.7021275 | 4.5957446 | 4.638298 | 4.531915 | 4.625532 | Excellent |
| Dr. Kinshuki Sharma | RAS-202 | 1 | EC1 | 4.542857 | 4.4857144 | 4.6857142 | 4.714286 | 4.714286 | 4.628572 | Excellent |
| Dr. Monica Verma | RMB206 | 1 | MBA | 4.6595745 | 4.6595745 | 4.638298 | 4.702128 | 4.489362 | 4.629787 | Excellent |


 Director
 IMS Engineering College
 Ghaziabad


| | | | | | | | | | | |
|-------------------------|---------|---|-----|-----------|-----------|-----------|----------|----------|-----------------|------------------|
| Mr. Umang Sharma | REE-201 | 1 | IT1 | 4.65625 | 4.5625 | 4.6875 | 4.53125 | 4.71875 | 4.63125 | Excellent |
| Mr. Umang Sharma | REE-201 | 1 | CS3 | 4.5625 | 4.5416665 | 4.6875 | 4.6875 | 4.708334 | 4.6375 | Excellent |
| Mr. R. K. Chauhan | REE-201 | 1 | IT2 | 4.568182 | 4.568182 | 4.681818 | 4.636364 | 4.75 | 4.640909 | Excellent |
| Mr. Nitin Kumar Agarwal | NHU-601 | 3 | IT1 | 4.3125 | 4.875 | 4.75 | 4.75 | 4.5625 | 4.65 | Excellent |
| Dr. Anagha Shukre | RMB203 | 1 | MBA | 4.7021275 | 4.5957446 | 4.680851 | 4.638298 | 4.659575 | 4.655319 | Excellent |
| Dr. Arunima Sirohi | PDP | 2 | MBA | 4.755102 | 4.591837 | 4.6530614 | 4.67347 | 4.612245 | 4.657143 | Excellent |
| Mr.Dinesh Kumar | RCS-201 | 1 | ME2 | 4.742857 | 4.6285715 | 4.714286 | 4.6 | 4.628572 | 4.662857 | Excellent |
| Mr Bhupesh | NOE-081 | 4 | 2CS | 4.6666665 | 4.6666665 | 4.6666665 | 4.666667 | 4.666667 | 4.666667 | Excellent |
| Mr. Ram Sewak Singh | REC-201 | 1 | IT2 | 4.3636365 | 4.7272725 | 4.8636365 | 4.681818 | 4.704546 | 4.668182 | Excellent |
| Mr.Devendra Kumar Sinha | RME-201 | 1 | EC1 | 4.6285715 | 4.6285715 | 4.8285713 | 4.542857 | 4.714286 | 4.668572 | Excellent |
| Ms. Punjika Rathi | RMB205 | 1 | MBA | 4.744681 | 4.680851 | 4.638298 | 4.595745 | 4.723404 | 4.676596 | Excellent |


 Director
 IMS Engineering College
 Ghaziabad


| | | | | | | | | | | |
|------------------------|---------|---|-----|-----------|-----------|-----------|-----------|----------|-----------------|------------------|
| Dr. Monica Verma | RMB207 | 1 | MBA | 4.7391305 | 4.695652 | 4.673913 | 4.652174 | 4.652174 | 4.682609 | Excellent |
| MR. ABHISHEK SAXENA | NME-402 | 2 | 2ME | 4.769231 | 4.576923 | 4.7115383 | 4.634615 | 4.730769 | 4.684616 | Excellent |
| Dr. Narendra Kumar | NBT-404 | 2 | BT | 4.5789475 | 4.5 | 4.894737 | 4.631579 | 4.842105 | 4.689474 | Excellent |
| MR. SUDHIR KUMAR SINGH | NEE-409 | 2 | 2ME | 4.8727274 | 4.2909093 | 4.7090907 | 4.872727 | 4.763637 | 4.701818 | Excellent |
| Mr. Manish Kumar | NCE-602 | 3 | CE | 4.6222224 | 4.4666667 | 4.7333333 | 4.8444444 | 4.866667 | 4.706667 | Excellent |
| Dr. Anagha Shukre | PDP | 1 | MBA | 4.822222 | 4.711111 | 4.688889 | 4.622222 | 4.688889 | 4.706667 | Excellent |
| MR. IMRAN KHAN | NME-401 | 2 | 2ME | 4.690909 | 4.6363635 | 4.7272725 | 4.672727 | 4.836364 | 4.712727 | Excellent |
| Mr. Vikas Tyagi | RCS-201 | 1 | ME1 | 4.810811 | 4.6216216 | 4.7027025 | 4.702703 | 4.756757 | 4.718919 | Excellent |
| Mr. Rahul Kr. Pandey | RAS-203 | 1 | EN1 | 4.76 | 4.72 | 4.76 | 4.68 | 4.68 | 4.72 | Excellent |


 Director
 IMS Engineering College
 Ghaziabad


| | | | | | | | | | | |
|-------------------------|---------|---|-----|-----------|-----------|-----------|----------|----------|-----------------|------------------|
| Ms. Mayurika Saxena | REC-201 | 1 | 2CS | 4.681818 | 4.659091 | 4.7045455 | 4.795455 | 4.772728 | 4.722727 | Excellent |
| Dr. Arunima Sirohi | RMB202 | 1 | MBA | 4.75 | 4.75 | 4.75 | 4.645834 | 4.770834 | 4.733333 | Excellent |
| Mr. Puneet Kr. Varshney | RCS-201 | 1 | EN2 | 4.787879 | 4.757576 | 4.787879 | 4.666667 | 4.69697 | 4.739394 | Excellent |
| Mr. Tej Singh | RAS-203 | 1 | EC2 | 4.707317 | 4.5609756 | 4.8292685 | 4.804878 | 4.804878 | 4.741463 | Excellent |
| Mr. Sanjay Kumar | RAS-202 | 1 | ME1 | 4.8 | 4.6857142 | 4.7714286 | 4.8 | 4.742857 | 4.76 | Excellent |
| Mr. Vipin Joshi | NCE-603 | 3 | CE | 4.8444443 | 4.8 | 4.688889 | 4.755556 | 4.733333 | 4.764444 | Excellent |
| Mr. Rahul Kr. Pandey | RAS-203 | 1 | EC1 | 4.7714286 | 4.6857142 | 4.742857 | 4.828571 | 4.8 | 4.765714 | Excellent |
| DR. MANU SRIVASTAVA | NME-065 | 4 | 2ME | 4.8333335 | 4.8333335 | 4.6666665 | 4.666667 | 4.833334 | 4.766667 | Excellent |
| MR. AMIT PANDEY | AUC-002 | 2 | 2ME | 4.7777777 | 4.7222223 | 4.6666665 | 4.851852 | 4.851852 | 4.774074 | Excellent |
| Mr. Saurabh Dubey | NCE-022 | 3 | CE | 4.7727275 | 4.840909 | 4.8863635 | 4.840909 | 4.590909 | 4.786364 | Excellent |


 Director
 IMS Engineering College
 Ghaziabad


| | | | | | | | | | | |
|----------------------------|---------|---|-----|-----------|-----------|-----------|----------|----------|-----------------|------------------|
| Dr. Raza Rasool | RAS-202 | 1 | 2ME | 4.8421054 | 4.736842 | 4.7894735 | 4.68421 | 4.894737 | 4.789474 | Excellent |
| Ms. Mayurika Saxena | REC-201 | 1 | CS1 | 4.8070173 | 4.5789475 | 4.8245616 | 4.877193 | 4.877193 | 4.792983 | Excellent |
| Ms. Mayurika Saxena | REC-201 | 1 | IT1 | 4.793103 | 4.6896553 | 4.862069 | 4.793103 | 4.827586 | 4.793103 | Excellent |
| MR. AMIT PANDEY | NOE-081 | 4 | 2ME | 5 | 5 | 4.8333335 | 4.833334 | 4.333334 | 4.8 | Excellent |
| MRS. SUMIT SHARMA | NME-602 | 3 | ME2 | 4.7272725 | 4.7727275 | 4.9545455 | 4.772728 | 4.772728 | 4.8 | Excellent |
| Mr. Vipin Joshi | NCE-011 | 3 | CE | 4.75 | 4.7727275 | 4.818182 | 4.840909 | 4.863637 | 4.809091 | Excellent |
| Mr. Tej Singh | RAS-203 | 1 | ME1 | 4.8285713 | 4.8 | 4.8 | 4.714286 | 4.914286 | 4.811429 | Excellent |
| MR. SHIVANSH SRIVASTAWA | NME-055 | 4 | 2ME | 4.8333335 | 4.6666665 | 4.8333335 | 5 | 4.833334 | 4.833334 | Excellent |
| Mr Vijai Singh | NCS-603 | 3 | CS2 | 4.625 | 4.875 | 5 | 4.875 | 4.875 | 4.85 | Excellent |
| Dr.Chetana Sharma | RAS-203 | 1 | CS1 | 4.8305087 | 4.7966104 | 4.9322033 | 4.864407 | 4.847457 | 4.854237 | Excellent |


 Director
 IMS Engineering College
 Ghaziabad


| | | | | | | | | | | |
|-------------------------|---------|---|-----|-----------|-----------|-----------|----------|----------|-----------------|------------------|
| MR. ARVINDA KR. PANDIT | NME-065 | 4 | ME1 | 4.6666665 | 4.6666665 | 5 | 5 | 5 | 4.866667 | Excellent |
| Mr.Devendra Kumar Sinha | RME-201 | 1 | BT | 4.902439 | 4.902439 | 4.8536587 | 4.878049 | 4.853659 | 4.878049 | Excellent |
| Dr.Chetana Sharma | RAS-203 | 1 | CS3 | 4.9166665 | 4.8958335 | 4.9791665 | 4.833334 | 4.854167 | 4.895834 | Excellent |
| MR. ANKIT KR. SAXENA | NME-051 | 4 | ME1 | 5 | 4.5 | 5 | 5 | 5 | 4.9 | Excellent |
| Mr. Pankul Goel | RME-201 | 1 | 2ME | 4.9 | 4.8 | 5 | 4.9 | 4.95 | 4.91 | Excellent |
| Mr. Mohit Rastogi | RAS-203 | 1 | ME2 | 4.9411764 | 4.882353 | 4.970588 | 4.941176 | 4.911765 | 4.929412 | Excellent |
| Mr Santosh Misra | NHU-601 | 3 | 2CS | 4.935484 | 4.935484 | 4.903226 | 4.967742 | 4.967742 | 4.941936 | Excellent |
| Mr. Varun Kumar Singhal | NEE-601 | 3 | EN2 | 5 | 4.92 | 4.96 | 4.92 | 4.96 | 4.952 | Excellent |
| Ms. Lipika Goel | NCS-602 | 3 | CS2 | 5 | 5 | 5 | 5 | 4.875 | 4.975 | Excellent |


 Director
 IMS Engineering College
 Ghaziabad


| | | | | | | | | | | |
|---------------------|---------|---|-----|----------|----------|---|----------|---|-----------------|------------------|
| Mr. Mohit Rastogi | RAS-203 | 1 | CE | 4.969697 | 4.969697 | 5 | 4.939394 | 5 | 4.975758 | Excellent |
| DR. B.N. PATHAK | NME-055 | 4 | ME1 | 5 | 5 | 5 | 5 | 5 | 5 | Excellent |
| Ms. Shivani Agarwal | NCS-080 | 4 | 2CS | 5 | 5 | 5 | 5 | 5 | 5 | Excellent |
| Dr. Upasana | NCS-087 | 4 | 2CS | 5 | 5 | 5 | 5 | 5 | 5 | Excellent |


 Director
 IMS Engineering College
 Ghaziabad

| Faculty Name | Subject Code | Year | Branch | Lecture Delivery average | Understanding of subject average | Punctuality average | Timely Assignments given average | Timely Assignments checked average | Average | Status |
|---------------------------|--------------|------|--------|--------------------------|----------------------------------|---------------------|----------------------------------|------------------------------------|---------|-----------|
| Vijay Singh | NCS-752 | 4 | CSE1 | 2.83 | 2.08 | 1.41 | 1.37 | 1.41 | 1.82 | Average |
| Anurag Mishra | NCS-752 | 4 | 2CSE1 | 2.69 | 2.45 | 1.74 | 1.7 | 1.64 | 2.04 | Good |
| Pankaj Aggarwal | NCS-072 | 4 | CSE3 | 2.44 | 2.35 | 2.36 | 2.5 | 2.33 | 2.4 | Good |
| Anurag Mishra | NCS-752 | 4 | CSE2 | 3.06 | 2.6 | 2.29 | 2.13 | 2.4 | 2.5 | Good |
| Vishan Kumar Gupta | NCS-502 | 3 | 2CSE1 | 3.23 | 3.19 | 3.33 | 3.29 | 3.44 | 3.3 | Very Good |
| Anurag Mishra | NCS-075 | 4 | CSE2 | 3.27 | 3.22 | 3.27 | 3.38 | 3.36 | 3.3 | Very Good |
| ATUL KUMAR | NCS-501 | 3 | CSE2 | 3.06 | 3.35 | 3.73 | 3.46 | 3.37 | 3.39 | Very Good |
| Bhupesh Kumar Gupta | NCS-503 | 3 | 2CSE1 | 3.23 | 3.06 | 3.6 | 3.65 | 3.46 | 3.4 | Very Good |
| K V V N Sundari Kameswari | RCS-301 | 2 | CSE2 | 3.35 | 3.36 | 3.56 | 3.45 | 3.33 | 3.41 | Very Good |
| Anurag Mishra | NCS-075 | 4 | 2CSE1 | 3.32 | 3.17 | 3.63 | 3.59 | 3.32 | 3.41 | Very Good |
| Upasana Pandey | NCS-701 | 4 | CSE2 | 3.43 | 3.4 | 3.51 | 3.35 | 3.45 | 3.43 | Very Good |
| Chandra Pushpanjali Patel | NCS-503 | 3 | CSE1 | 3.15 | 3.05 | 3.62 | 3.67 | 3.71 | 3.44 | Very Good |
| Pankaj Aggarwal | NCS-351 | 3 | CSE2 | 3.35 | 3.49 | 3.53 | 3.47 | 3.42 | 3.45 | Very Good |
| Pankaj Aggarwal | NCS-752 | 4 | CSE3 | 3.7 | 3.54 | 3.69 | 3.53 | 3.25 | 3.54 | Very Good |
| Anurag Mishra | NCS-075 | 4 | CSE3 | 3.61 | 3.59 | 3.74 | 3.55 | 3.55 | 3.61 | Very Good |
| Ayushi Varshney | NCS-502 | 3 | CSE2 | 3.4 | 3.23 | 4 | 4 | 3.69 | 3.66 | Very Good |
| Chandra Pushpanjali Patel | NCS-503 | 3 | CSE2 | 3.35 | 3.4 | 3.73 | 4.02 | 3.83 | 3.67 | Very Good |
| Anurag Mishra | NCS-075 | 4 | CSE1 | 3.49 | 3.54 | 3.88 | 3.94 | 3.67 | 3.7 | Very Good |
| Ayushi Varshney | NCS-071 | 4 | CSE1 | 3.65 | 3.63 | 3.76 | 3.92 | 3.96 | 3.78 | Very Good |
| K V V N Sundari Kameswari | RCS-301 | 2 | CSE1 | 3.83 | 3.74 | 3.72 | 3.83 | 3.81 | 3.79 | Very Good |
| Shaili Gupta | RCS-305 | 2 | CSE3 | 3.8 | 3.83 | 3.8 | 4 | 3.75 | 3.84 | Very Good |
| Bhupesh Kumar Gupta | NCS-503 | 3 | 2CSE1 | 3.77 | 3.62 | 3.85 | 4 | 4.23 | 3.89 | Very Good |
| Anjali Sardana | NCS-702 | 4 | CSE2 | 4.06 | 3.78 | 4.04 | 3.85 | 3.75 | 3.9 | Very Good |
| Shivani Agarwal | REC-301 | 2 | CSE2 | 3.89 | 4.06 | 3.92 | 3.83 | 3.85 | 3.91 | Very Good |
| Vishan Kumar Gupta | NCS-502 | 3 | 2CSE1 | 4 | 3.62 | 4 | 4 | 3.92 | 3.91 | Very Good |
| Sapna Yadav | NCS-501 | 3 | 2CSE1 | 3.76 | 3.71 | 4.15 | 3.9 | 4.13 | 3.93 | Very Good |
| Mukesh Kumar Singh | RCS-302 | 2 | CSE2 | 3.54 | 3.6 | 4.26 | 4.18 | 4.05 | 3.93 | Very Good |
| Shruti Keshari | NCS-504 | 3 | CSE1 | 3.73 | 3.6 | 4.13 | 4.11 | 4.11 | 3.94 | Very Good |
| Vishan Kumar Gupta | NCS-071 | 4 | 2CSE1 | 4.05 | 3.98 | 3.74 | 3.93 | 4.02 | 3.94 | Very Good |
| Tushina Bedwal | NCS-701 | 4 | CSE1 | 3.8 | 3.85 | 4.12 | 4.06 | 4.02 | 3.97 | Very Good |
| Shivani Agarwal | NCS-071 | 4 | CSE2 | 4.02 | 3.78 | 3.94 | 4.06 | 4.08 | 3.98 | Very Good |
| Shivani Agarwal | NCS-071 | 4 | CSE3 | 4.31 | 3.97 | 3.87 | 4.03 | 3.73 | 3.98 | Very Good |
| Rahul Kumar Pandey | RAS-301 | 2 | CSE3 | 4 | 3.96 | 4.09 | 3.94 | 3.98 | 3.99 | Very Good |
| Upasana Pandey | NCS-701 | 4 | CSE3 | 4.08 | 3.73 | 4.15 | 4.1 | 4 | 4.01 | Excellent |
| Anjali Sardana | NCS-702 | 4 | CSE3 | 4.08 | 3.97 | 4.13 | 3.9 | 3.95 | 4.01 | Excellent |
| Gunjan Sharma | RAS-301 | 2 | CSE2 | 4.04 | 4.05 | 4.09 | 4 | 3.93 | 4.02 | Excellent |
| Dinesh kumar | NCS-505 | 3 | 2CSE1 | 3.69 | 3.92 | 4.15 | 4.15 | 4.23 | 4.03 | Excellent |
| Meenu Baliyan | NHU-501 | 3 | CSE3 | 4 | 4.05 | 4.08 | 4.12 | 3.98 | 4.05 | Excellent |
| Gunjan Sharma | RAS-301 | 2 | CSE1 | 4.03 | 3.9 | 4.17 | 4.14 | 4 | 4.05 | Excellent |
| Gaurav Singh Rawat | RCS-301 | 2 | CSE3 | 3.9 | 3.87 | 4.32 | 4.1 | 4.15 | 4.07 | Excellent |
| Meghna Singh | NOE-071 | 4 | 2CSE1 | 4.05 | 4.07 | 4.23 | 4.05 | 4.02 | 4.08 | Excellent |
| Vivek Jain | NCS-502 | 3 | CSE3 | 3.84 | 4.02 | 4.19 | 4.23 | 4.17 | 4.09 | Excellent |
| Mukesh Kumar Singh | RCS-302 | 2 | CSE3 | 3.76 | 3.64 | 4.42 | 4.31 | 4.34 | 4.09 | Excellent |
| Narendra Kumar | NOE-071 | 4 | CSE2 | 4.08 | 4.12 | 4.04 | 4.21 | 4.15 | 4.12 | Excellent |
| Shaili Gupta | RCS-305 | 2 | CSE2 | 4.11 | 4.28 | 4.35 | 4.05 | 4.05 | 4.17 | Excellent |
| Sapna Yadav | NCS-501 | 3 | 2CSE1 | 4.08 | 3.92 | 4.54 | 4.08 | 4.31 | 4.19 | Excellent |
| Suman Gupta | RAS-302 | 2 | CSE3 | 4.07 | 4.08 | 4.27 | 4.35 | 4.2 | 4.19 | Excellent |


 Director
 IMS Engineering College
 Ghaziabad


| | | | | | | | | | | |
|---------------------------|---------|---|-------|------|------|------|------|------|------|-----------|
| Anjali Sardana | NCS-702 | 4 | 2CSE1 | 4.19 | 4.21 | 4.28 | 4.11 | 4.16 | 4.19 | Excellent |
| Suman Gupta | RAS-302 | 2 | CSE2 | 4.16 | 4.18 | 4.23 | 4.21 | 4.21 | 4.2 | Excellent |
| Vijay Singh | NCS-702 | 4 | CSE1 | 4 | 4.13 | 4.37 | 4.2 | 4.29 | 4.2 | Excellent |
| Sapna Yadav | NCS-501 | 3 | CSE3 | 4.13 | 4.02 | 4.48 | 4.23 | 4.17 | 4.21 | Excellent |
| Meghna Singh | NOE-071 | 4 | CSE3 | 4.54 | 4.18 | 4.05 | 4.2 | 4.13 | 4.22 | Excellent |
| Shruti Keshari | NCS-504 | 3 | CSE3 | 4.12 | 4.04 | 4.41 | 4.4 | 4.39 | 4.27 | Excellent |
| Vivek Jain | NCS-502 | 3 | CSE1 | 3.98 | 4.13 | 4.45 | 4.53 | 4.35 | 4.29 | Excellent |
| Ashish Awasthi | NHU-501 | 3 | 2CSE1 | 4.38 | 4.29 | 4.33 | 4.25 | 4.2 | 4.29 | Excellent |
| Gautam Kumar | NCS-505 | 3 | CSE2 | 4.19 | 4.1 | 4.31 | 4.44 | 4.46 | 4.3 | Excellent |
| Punjika Rathi | NHU-501 | 3 | CSE1 | 4.53 | 4.42 | 4.36 | 4.13 | 4.13 | 4.31 | Excellent |
| Dinesh kumar | NCS-505 | 3 | 2CSE1 | 4.15 | 4.1 | 4.5 | 4.35 | 4.55 | 4.33 | Excellent |
| Avdhesh Gupta | RCS-302 | 2 | 2CSE1 | 4.12 | 3.93 | 4.53 | 4.66 | 4.45 | 4.34 | Excellent |
| Punjika Rathi | NHU-501 | 3 | CSE2 | 4.48 | 4.48 | 4.35 | 4.12 | 4.31 | 4.35 | Excellent |
| Swati Singh | REC-301 | 2 | CSE3 | 4.52 | 4.55 | 4.36 | 4.21 | 4.21 | 4.37 | Excellent |
| K V V N Sundari Kameswari | RCS-301 | 2 | 2CSE1 | 4.33 | 4.28 | 4.46 | 4.39 | 4.39 | 4.37 | Excellent |
| Gautam Kumar | NCS-505 | 3 | CSE3 | 4.33 | 4.3 | 4.56 | 4.38 | 4.41 | 4.4 | Excellent |
| ATUL KUMAR | NCS-504 | 3 | 2CSE1 | 4.55 | 4.52 | 4.5 | 4.29 | 4.21 | 4.41 | Excellent |
| Rahul Kumar Pandey | RAS-301 | 2 | 2CSE1 | 4.57 | 4.39 | 4.45 | 4.35 | 4.29 | 4.41 | Excellent |
| Bhupesh Kumar Gupta | ECS-701 | 4 | 2CSE1 | 4.3 | 4.46 | 4.58 | 4.41 | 4.43 | 4.44 | Excellent |
| Suman Gupta | RAS-302 | 2 | 2CSE1 | 4.5 | 4.48 | 4.47 | 4.41 | 4.33 | 4.44 | Excellent |
| Gautam Kumar | NCS-505 | 3 | CSE1 | 4.45 | 4.4 | 4.58 | 4.38 | 4.45 | 4.45 | Excellent |
| Santosh Kumar Mishra | NOE-071 | 4 | CSE1 | 4.38 | 4.49 | 4.59 | 4.39 | 4.41 | 4.45 | Excellent |
| Bhupesh Kumar Gupta | NCS-701 | 4 | 2CSE1 | 4.43 | 4.54 | 4.49 | 4.43 | 4.39 | 4.46 | Excellent |
| Ashish Awasthi | NHU-501 | 3 | 2CSE1 | 4.62 | 4.46 | 4.46 | 4.38 | 4.46 | 4.48 | Excellent |
| Suman Gupta | RAS-302 | 2 | CSE1 | 4.43 | 4.45 | 4.47 | 4.53 | 4.52 | 4.48 | Excellent |
| Swati Singh | REC-301 | 2 | CSE1 | 4.57 | 4.51 | 4.58 | 4.53 | 4.34 | 4.51 | Excellent |
| Shruti Keshari | NCS-504 | 3 | CSE3 | 4.33 | 4.67 | 4.67 | 4.67 | 4.33 | 4.53 | Excellent |
| Avdhesh Gupta | RCS-302 | 2 | CSE1 | 4.48 | 3.98 | 4.72 | 4.74 | 4.71 | 4.53 | Excellent |
| Gaurav Singh Rawat | NCS-503 | 3 | CSE3 | 4.61 | 4.35 | 4.62 | 4.58 | 4.57 | 4.55 | Excellent |
| ATUL KUMAR | NCS-504 | 3 | 2CSE1 | 4.77 | 4.46 | 4.62 | 4.38 | 4.54 | 4.55 | Excellent |
| ATUL KUMAR | NCS-504 | 3 | CSE2 | 4.61 | 4.69 | 4.65 | 4.53 | 4.51 | 4.6 | Excellent |
| Dinesh kumar | REC-301 | 2 | 2CSE1 | 4.79 | 4.77 | 4.63 | 4.58 | 4.54 | 4.66 | Excellent |
| Vijay Singh | NCS-501 | 3 | CSE1 | 4.6 | 4.6 | 4.73 | 4.69 | 4.67 | 4.66 | Excellent |
| Pramod Nath | RCS-305 | 2 | 2CSE1 | 4.66 | 4.74 | 4.78 | 4.78 | 4.64 | 4.72 | Excellent |
| Sapna Yadav | NCS-501 | 3 | CSE3 | 4.33 | 4.67 | 5 | 4.67 | 5 | 4.73 | Excellent |
| Gaurav Singh Rawat | NCS-503 | 3 | CSE3 | 4.67 | 4.33 | 5 | 4.67 | 5 | 4.73 | Excellent |
| Vivek Jain | NCS-502 | 3 | CSE3 | 5 | 4.67 | 4.33 | 5 | 5 | 4.8 | Excellent |
| Meenu Baliyan | NHU-501 | 3 | CSE3 | 4.67 | 4.33 | 5 | 5 | 5 | 4.8 | Excellent |
| Pramod Nath | RCS-305 | 2 | CSE1 | 4.79 | 4.77 | 4.84 | 4.89 | 4.77 | 4.81 | Excellent |
| Gautam Kumar | NCS-505 | 3 | CSE3 | 4.67 | 5 | 5 | 5 | 5 | 4.93 | Excellent |


 Director
 IMS Engineering College
 Ghaziabad

Faculty Feedback (Even Semester 2017-18)

| S.No. | Faculty Name | Subject Code | Year | Branch | Lecture Delivery average | Understanding of subject average | Punctuality average | Timely Assignments given average | Timely Assignments checked average | Average | Status |
|-------|---------------------------|--------------|------|--------|--------------------------|----------------------------------|---------------------|----------------------------------|------------------------------------|---------|-----------|
| 4 | Vivek Jain | NCS-601 | 3 | CSE2 | 2.55 | 2.8 | 3.2 | 3.16 | 3.09 | 2.96 | Good |
| 5 | Chandra Pushpanjali Patel | NCS066 | 3 | CSE1 | 2.75 | 2.75 | 3.1 | 3.23 | 3.33 | 3.03 | Very Good |
| 10 | Sapna Yadav | NCS-063 | 3 | 2CSE1 | 3.29 | 3.13 | 3.31 | 3.4 | 3.36 | 3.3 | Very Good |
| 12 | Vivek Jain | NCS-601 | 3 | CSE1 | 3 | 2.96 | 3.58 | 3.67 | 3.6 | 3.36 | Very Good |
| 14 | Chandra Pushpanjali Patel | NCS066 | 3 | CSE3 | 3.11 | 3.26 | 3.54 | 3.58 | 3.65 | 3.43 | Very Good |
| 18 | Vishan Kumar Gupta | NCS066 | 3 | 2CSE1 | 3.31 | 3.36 | 3.53 | 3.51 | 3.62 | 3.47 | Very Good |
| 27 | Avdhesh Gupta | NCS-601 | 3 | CSE3 | 3.49 | 3.44 | 3.77 | 3.81 | 3.7 | 3.64 | Very Good |
| 33 | V K Agrawal | REC405 | 2 | CSE2 | 3.51 | 3.67 | 3.82 | 3.8 | 3.69 | 3.7 | Very Good |
| 34 | Vishan Kumar Gupta | NCS066 | 3 | CSE2 | 3.41 | 3.61 | 3.89 | 3.8 | 3.82 | 3.71 | Very Good |
| 35 | V K Agrawal | NEC-409 | 2 | CSE2 | 3.71 | 3.71 | 3.76 | 3.73 | 3.63 | 3.71 | Very Good |
| 38 | Sapna Yadav | NCS-063 | 3 | CSE2 | 3.57 | 3.73 | 3.93 | 3.8 | 3.66 | 3.74 | Very Good |
| 40 | Gunjan Sharma | ROE049 | 2 | CSE3 | 3.6 | 3.83 | 3.79 | 3.73 | 3.85 | 3.76 | Very Good |
| 42 | Mukesh Kumar Singh | CS-100 | 3 | CSE1 | 3.67 | 3.37 | 4.04 | 3.9 | 3.92 | 3.78 | Very Good |
| 47 | Avdhesh Gupta | NCS-601 | 3 | 2CSE1 | 3.75 | 3.71 | 3.98 | 3.91 | 3.87 | 3.84 | Very Good |
| 48 | ATUL KUMAR | CS-100 | 2 | CSE2 | 3.88 | 3.86 | 3.86 | 3.78 | 3.82 | 3.84 | Very Good |
| 49 | Pankaj Aggarwal | NCS-080 | 4 | CSE2 | 3.64 | 3.8 | 4 | 3.96 | 3.84 | 3.85 | Very Good |
| 50 | Swati Singh | RCS401 | 2 | CSE3 | 3.94 | 3.71 | 3.87 | 3.92 | 3.85 | 3.86 | Very Good |
| 51 | Shivani Agarwal | RCS402 | 2 | CSE1 | 3.84 | 3.84 | 3.8 | 3.88 | 3.96 | 3.86 | Very Good |
| 52 | Upasana Pandey | RCS402 | 2 | CSE3 | 3.81 | 3.77 | 3.94 | 3.92 | 3.85 | 3.86 | Very Good |
| 54 | Anjali Sardana | NCS-602 | 3 | CSE1 | 3.81 | 3.77 | 3.96 | 4.02 | 3.9 | 3.89 | Very Good |
| 58 | ATUL KUMAR | NCS-085 | 4 | CSE1 | 4.3 | 4.2 | 3.75 | 3.7 | 3.7 | 3.93 | Very Good |
| 62 | Anjali Sardana | NCS-602 | 3 | CSE3 | 3.86 | 3.84 | 4.07 | 4.05 | 3.88 | 3.94 | Very Good |
| 65 | Gaurav Singh Rawat | CS-100 | 3 | CSE2 | 3.68 | 3.68 | 4.16 | 4.18 | 4.09 | 3.96 | Very Good |
| 66 | Vijay Singh | NCS-603 | 3 | CSE1 | 3.71 | 3.73 | 4.19 | 4.12 | 4.12 | 3.97 | Very Good |
| 67 | Yogesh Kumar Yadav | RVE401 | 2 | CSE3 | 3.92 | 3.98 | 4.04 | 3.98 | 3.94 | 3.97 | Very Good |
| 69 | ATUL KUMAR | NCS-085 | 4 | CSE2 | 4.08 | 4 | 3.92 | 4.04 | 3.84 | 3.98 | Very Good |
| 72 | Rahul Kumar Pandey | ROE049 | 2 | 2CSE1 | 3.8 | 3.82 | 4.18 | 4.09 | 4.04 | 3.99 | Very Good |
| 73 | Shivani Agarwal | RCS402 | 2 | CSE2 | 3.96 | 3.82 | 4.08 | 4.16 | 3.94 | 3.99 | Very Good |
| 75 | Anurag Mishra | NCS-063 | 3 | CSE1 | 3.98 | 3.94 | 4.06 | 4.12 | 3.9 | 4 | Very Good |
| 80 | Bhupesh Kumar Gupta | NHU-601 | 3 | 2CSE1 | 3.91 | 4 | 4.15 | 4.07 | 4.07 | 4.04 | Excellent |
| 89 | Mukesh Kumar Singh | CS-100 | 2 | CSE3 | 4.12 | 4.1 | 4.06 | 4.15 | 4.13 | 4.11 | Excellent |
| 94 | Upasana Pandey | NCS-602 | 3 | CSE2 | 4.05 | 3.98 | 4.39 | 4.18 | 4.09 | 4.14 | Excellent |
| 95 | Shruti Keshari | RCS403 | 2 | CSE2 | 4.06 | 4.18 | 4.27 | 4.1 | 4.14 | 4.15 | Excellent |
| 98 | Dinesh Kumar | RCS403 | 2 | CSE3 | 4.23 | 3.98 | 4.17 | 4.19 | 4.23 | 4.16 | Excellent |
| 103 | Gunjan Sharma | ROE049 | 2 | CSE1 | 4.05 | 4.21 | 4.23 | 4.14 | 4.2 | 4.17 | Excellent |
| 104 | V K Agrawal | REC405 | 2 | CSE3 | 4.1 | 4.08 | 4.21 | 4.19 | 4.25 | 4.17 | Excellent |
| 111 | Vijay Singh | NCS-801 | 4 | CSE1 | 4.15 | 4.15 | 4.2 | 4.2 | 4.35 | 4.21 | Excellent |
| 113 | Bhupesh Kumar Gupta | NHU-601 | 3 | CSE2 | 4.14 | 4.05 | 4.36 | 4.34 | 4.2 | 4.22 | Excellent |
| 114 | Anurag Mishra | NCS-063 | 3 | CSE3 | 4.21 | 4.18 | 4.28 | 4.16 | 4.28 | 4.22 | Excellent |
| 119 | ATUL KUMAR | NCS-085 | 4 | 2CSE1 | 4.28 | 4.11 | 4.28 | 4.22 | 4.28 | 4.23 | Excellent |
| 122 | Shaili Gupta | NCS-603 | 3 | CSE2 | 4.25 | 4.23 | 4.43 | 4.2 | 4.09 | 4.24 | Excellent |
| 123 | Gunjan Sharma | ROE049 | 2 | CSE2 | 4.18 | 4.16 | 4.37 | 4.24 | 4.29 | 4.25 | Excellent |
| 124 | Gaurav Singh Rawat | RCS401 | 2 | CSE2 | 4.27 | 4.02 | 4.24 | 4.33 | 4.37 | 4.25 | Excellent |
| 125 | ATUL KUMAR | CS-100 | 2 | 2CSE1 | 4.2 | 4.25 | 4.22 | 4.25 | 4.31 | 4.25 | Excellent |
| 133 | Suman Gupta | RVE401 | 2 | CSE2 | 4.33 | 4.18 | 4.24 | 4.33 | 4.31 | 4.28 | Excellent |
| 137 | Shaili Gupta | NCS-603 | 3 | CSE3 | 4.3 | 4.19 | 4.3 | 4.35 | 4.37 | 4.3 | Excellent |
| 142 | Swati Singh | RCS401 | 2 | CSE1 | 4.39 | 4.27 | 4.32 | 4.36 | 4.3 | 4.33 | Excellent |
| 146 | Pramod Nath | CS-100 | 3 | 2CSE1 | 4.13 | 4.25 | 4.51 | 4.42 | 4.38 | 4.34 | Excellent |
| 148 | Bhupesh Kumar Gupta | NHU-601 | 3 | CSE1 | 4.33 | 4.23 | 4.35 | 4.46 | 4.44 | 4.36 | Excellent |
| 152 | ATUL KUMAR | CS-100 | 2 | CSE1 | 4.32 | 4.39 | 4.48 | 4.34 | 4.3 | 4.37 | Excellent |
| 158 | Gaurav Singh Rawat | CS-100 | 3 | CSE3 | 4.37 | 4.26 | 4.46 | 4.46 | 4.4 | 4.39 | Excellent |
| 162 | Gaurav Singh Rawat | RCS401 | 2 | 2CSE1 | 4.18 | 4.35 | 4.44 | 4.51 | 4.53 | 4.4 | Excellent |

| | | | | | | | | | | | |
|-----|---------------------|---------|---|-------|------|------|------|------|------|------|-----------|
| 163 | Mukesh Kumar Singh | NCS-801 | 4 | 2CSE1 | 4.5 | 4.28 | 4.44 | 4.44 | 4.39 | 4.41 | Excellent |
| 171 | Bhupesh Kumar Gupta | NHU-601 | 3 | CSE3 | 4.32 | 4.35 | 4.49 | 4.46 | 4.51 | 4.43 | Excellent |
| 173 | V K Agrawal | REC405 | 2 | CSE1 | 4.45 | 4.34 | 4.55 | 4.38 | 4.41 | 4.43 | Excellent |
| 184 | Shruti Keshari | RCS403 | 2 | CSE1 | 4.55 | 4.32 | 4.61 | 4.41 | 4.41 | 4.46 | Excellent |
| 185 | Mukesh Kumar Singh | NCS-801 | 4 | CSE2 | 4.68 | 4.4 | 4.6 | 4.32 | 4.36 | 4.47 | Excellent |
| 190 | Yogesh Kumar Yadav | RVE401 | 2 | 2CSE1 | 4.53 | 4.49 | 4.47 | 4.44 | 4.47 | 4.48 | Excellent |
| 195 | Gautam Kumar | NCS-602 | 3 | 2CSE1 | 4.49 | 4.47 | 4.53 | 4.44 | 4.51 | 4.49 | Excellent |
| 196 | Pramod Nath | NCS-603 | 3 | 2CSE1 | 4.47 | 4.4 | 4.47 | 4.53 | 4.58 | 4.49 | Excellent |
| 200 | Pankaj Goel | REC405 | 2 | 2CSE1 | 4.56 | 4.35 | 4.58 | 4.47 | 4.51 | 4.49 | Excellent |
| 201 | Vishan Kumar Gupta | NCS-080 | 4 | CSE1 | 4.45 | 4.45 | 4.5 | 4.5 | 4.6 | 4.5 | Excellent |
| 207 | Vishan Kumar Gupta | NCS-080 | 4 | 2CSE1 | 4.44 | 4.5 | 4.56 | 4.56 | 4.5 | 4.51 | Excellent |
| 255 | Suman Gupta | RVE401 | 2 | CSE1 | 4.66 | 4.64 | 4.64 | 4.68 | 4.63 | 4.65 | Excellent |
| 270 | Dinesh kumar | RCS403 | 2 | 2CSE1 | 4.76 | 4.67 | 4.71 | 4.67 | 4.58 | 4.68 | Excellent |
| 291 | ATUL KUMAR | NCS-085 | 4 | CSE3 | 5 | 5 | 4.5 | 4.75 | 4.5 | 4.75 | Excellent |
| 308 | Mukesh Kumar Singh | NCS-801 | 4 | CSE3 | 5 | 5 | 4.75 | 4.75 | 4.5 | 4.8 | Excellent |
| 309 | Pankaj Aggarwal | NCS-080 | 4 | CSE3 | 5 | 5 | 4.75 | 4.75 | 4.5 | 4.8 | Excellent |
| 314 | Gautam Kumar | RCS402 | 2 | 2CSE1 | 4.84 | 4.78 | 4.82 | 4.82 | 4.84 | 4.82 | Excellent |


 Director
 IMS Engineering College
 Ghaziabad

Faculty Feedback (Odd Semester 2018-19)

| S. No. | Faculty Name | Subject Code | Year | Branch | Subject knowledge and lecture delivery | Generates interest in the subject | Encourages questions from students | Maintains class discipline | Supplements lectures with PPT/Video lesson/Quiz | Links subject with life experiences | Total Marks | Status |
|--------|---------------------------|--------------|------|--------|--|-----------------------------------|------------------------------------|----------------------------|---|-------------------------------------|-------------|-----------|
| 1 | Ravi Gupta | NCS-075 | 4 | IT2 | 22.28 | 6.98 | 7.43 | 4.97 | 2.64 | 4.95 | 49.25 | Below Avg |
| 2 | Pankul Goel | NME-031 | 4 | ME2 | 25.25 | 8.22 | 8.09 | 6.06 | 3.03 | 6.12 | 56.77 | Average |
| 3 | Ajay Singh Parmar | RME-051 | 3 | ME2 | 26.01 | 8.15 | 8.61 | 6.43 | 3.41 | 6.19 | 58.8 | Average |
| 4 | Tanvi Shree | NCS-702 | 4 | CSE1 | 27.09 | 8.49 | 8.94 | 6.38 | 2.96 | 6.02 | 59.88 | Average |
| 5 | Avdhesh Gupta | RCS-302 | 2 | CSE1 | 26.33 | 8.52 | 9.9 | 6.6 | 3.54 | 6.57 | 61.46 | Above Avg |
| 6 | Suman Lata Verma | NCE 043 | 4 | CE1 | 27.72 | 9.21 | 9.53 | 6.45 | 3.05 | 6.37 | 62.33 | Above Avg |
| 7 | Suman Lata Verma | NCE-035 | 4 | CE1 | 27.72 | 9.15 | 9.74 | 6.69 | 3.08 | 6.33 | 62.71 | Above Avg |
| 8 | Ravi Gupta | NCS-075 | 4 | IT1 | 27.99 | 9.84 | 9.66 | 6.51 | 3.41 | 6.51 | 63.92 | Above Avg |
| 9 | Tanvi Shree | RUC-501 | 3 | CSE2 | 29.48 | 9.24 | 9.78 | 6.29 | 3.08 | 6.48 | 64.35 | Above Avg |
| 10 | Sunil Kumar | NME-702 | 4 | ME1 | 28.89 | 9.45 | 9.42 | 6.68 | 3.27 | 6.9 | 64.61 | Above Avg |
| 11 | Ashutosh Yadav | RAS-501 | 3 | IT1 | 28.76 | 9.74 | 9.99 | 6.9 | 3.39 | 6.66 | 65.44 | Above Avg |
| 12 | Pankul Goel | NME-041 | 4 | ME1 | 27.99 | 9.78 | 10.05 | 7.22 | 3.57 | 6.96 | 65.57 | Above Avg |
| 13 | Pankaj Aggarwal | RCS-502 | 3 | CSE1 | 28.89 | 9.6 | 10.17 | 7.31 | 3.76 | 6.75 | 66.48 | Above Avg |
| 14 | Suman Lata Verma | RCE-501 | 3 | CE1 | 29.61 | 9.77 | 10.37 | 6.88 | 3.34 | 6.84 | 66.81 | Above Avg |
| 15 | Bhupendra Kr Teli | NIT-701 | 4 | IT1 | 30.29 | 10.04 | 10.17 | 6.82 | 3.38 | 6.91 | 67.61 | Above Avg |
| 16 | Anurag Gupta | NOE-077 | 4 | CSE2 | 30.02 | 10.13 | 10.5 | 7.58 | 3.42 | 6.92 | 68.57 | Above Avg |
| 17 | Tanvi Shree | NCS-702 | 4 | 2CSE1 | 31.19 | 10.5 | 10.56 | 7.59 | 3.64 | 6.95 | 70.43 | Good |
| 18 | Chandra Pushpanjali Patel | KCS-101 | 1 | BT1 | 31.41 | 9.98 | 11.13 | 7.25 | 3.34 | 7.42 | 70.53 | Good |
| 19 | Sapna Yadav | RCS-502 | 3 | CSE2 | 31.95 | 10.35 | 10.59 | 7.06 | 3.86 | 6.97 | 70.78 | Good |
| 20 | Sapna Yadav | RCS-502 | 3 | CSE3 | 31.73 | 10.71 | 11.04 | 7.21 | 3.74 | 7.46 | 71.89 | Good |
| 21 | Santosh Kumar Mishra | NBT 041 | 4 | BT1 | 32.63 | 10.76 | 10.62 | 7.75 | 3.29 | 7.42 | 72.47 | Good |
| 22 | Vishan Kumar Gupta | NCS-702 | 4 | CSE2 | 32.63 | 10.56 | 10.62 | 7.33 | 3.82 | 7.58 | 72.54 | Good |
| 23 | Chandra Pushpanjali Patel | NIT-701 | 4 | 2CSE1 | 32.94 | 10.82 | 10.67 | 7.41 | 3.6 | 7.25 | 72.69 | Good |
| 24 | Ajay Singh Parmar | RME-051 | 3 | ME1 | 32.99 | 10.23 | 10.97 | 7.53 | 3.69 | 7.43 | 72.84 | Good |
| 25 | Tanvi Shree | RUC-501 | 3 | CSE1 | 33.39 | 10.47 | 11.33 | 7.6 | 3.67 | 7.16 | 73.62 | Good |
| 26 | Mubina Shekh | NME-044 | 4 | ME1 | 32.85 | 10.79 | 10.89 | 7.93 | 3.89 | 7.52 | 73.87 | Good |
| 27 | Vivek Jain | RCS-501 | 3 | CSE3 | 34.7 | 10.16 | 10.98 | 7.43 | 3.62 | 7.3 | 74.19 | Good |
| 28 | Anurag Gupta | NOE-077 | 4 | 2CSE1 | 33.35 | 11.31 | 11.28 | 7.48 | 3.79 | 7.7 | 74.91 | Good |
| 29 | Swati Singh | RUC-501 | 3 | CSE3 | 34.07 | 10.82 | 10.94 | 7.86 | 3.84 | 7.48 | 75.01 | Good |
| 30 | Ravi Ranjan | NME-701 | 4 | ME1 | 33.75 | 11.28 | 10.95 | 7.48 | 3.79 | 7.84 | 75.09 | Good |
| 31 | Anurag Gupta | NOE-077 | 4 | CSE1 | 33.71 | 11.46 | 11.46 | 7.57 | 3.85 | 7.89 | 75.94 | Good |
| 32 | Updesh Kumar Jaiswal | RCS-302 | 2 | IT1 | 34.25 | 11.42 | 11.28 | 7.63 | 3.74 | 7.83 | 76.15 | Good |
| 33 | Arvinda Kumar Pandit | RASS02 | 3 | ME2 | 34.92 | 11.15 | 11.39 | 7.17 | 3.84 | 7.85 | 76.32 | Good |
| 34 | Pankaj Goel | NEC-703 | 4 | EC2 | 34.34 | 11.48 | 11.48 | 7.7 | 3.87 | 7.6 | 76.47 | Good |
| 35 | Deepak Vishwakarma | NCS-071 | 4 | IT1 | 34.79 | 11.54 | 11.27 | 7.56 | 3.87 | 7.71 | 76.74 | Good |
| 36 | Upasana Pandey | RUC-501 | 3 | 2CSE1 | 34.07 | 11.18 | 11.42 | 8.31 | 3.81 | 8.02 | 76.81 | Good |
| 37 | Bhupesh Kumar Gupta | RCS-503 | 3 | 2CSE1 | 34.79 | 11.45 | 11.51 | 7.47 | 3.94 | 7.71 | 76.87 | Good |
| 38 | Vijai Singh | RCS-305 | 2 | CSE1 | 34.65 | 11.46 | 11.72 | 7.98 | 3.76 | 7.49 | 77.06 | Good |
| 39 | Bhupesh Kumar Gupta | RCS-503 | 3 | CSE1 | 34.88 | 11.37 | 11.3 | 7.71 | 3.9 | 7.98 | 77.14 | Good |
| 40 | Akhlesh Kumar Srivastava | RCE-503 | 3 | CE1 | 35.28 | 11.27 | 11.37 | 7.74 | 3.96 | 7.74 | 77.36 | Good |
| 41 | Saurabh Kumar | RAS-301 | 2 | CSE3 | 34.97 | 11.51 | 11.69 | 7.71 | 3.7 | 7.85 | 77.43 | Good |
| 42 | Shivani Agarwal | NCS-071 | 4 | 2CSE1 | 34.56 | 11.6 | 11.69 | 8 | 4.02 | 7.93 | 77.8 | Good |
| 43 | Anurag Gupta | NOE-077 | 4 | CSE3 | 34.65 | 11.67 | 12.05 | 7.9 | 3.92 | 7.93 | 78.12 | Good |
| 44 | Arjun Singh Katiyar | NEC-701 | 4 | 2EC1 | 35.6 | 11.39 | 12.24 | 7.91 | 3.94 | 7.94 | 79.02 | Good |
| 45 | Vivek Kumar | RBT053 | 3 | BT1 | 35.55 | 11.7 | 11.7 | 8.35 | 3.83 | 8.05 | 79.18 | Good |
| 46 | Shaili Gupta | RCS-305 | 2 | 2CSE1 | 36 | 11.72 | 11.75 | 8.07 | 3.9 | 7.76 | 79.2 | Good |
| 47 | Manish Zadoo | RAS-501 | 3 | CSE3 | 36.32 | 11.52 | 11.39 | 7.64 | 4.08 | 8.27 | 79.22 | Good |
| 48 | Mubina Shekh | RME501 | 3 | ME1 | 35.46 | 11.97 | 11.85 | 8.04 | 4.26 | 8.08 | 79.66 | Good |
| 49 | Mubina Shekh | NME-044 | 4 | 2ME1 | 34.92 | 11.73 | 12 | 8.71 | 4.24 | 8.24 | 79.84 | Good |
| 50 | Jasvendra Tyagi | KAS-101 | 1 | CSE2 | 37.22 | 11.37 | 11.54 | 8.6 | 3.45 | 7.67 | 79.85 | Good |
| 51 | Raj Kumar Singh | NEN-702 | 4 | EN2 | 36.27 | 11.82 | 11.63 | 8.04 | 4.07 | 8.04 | 79.87 | Good |
| 52 | Ashutosh Yadav | RAS-501 | 3 | IT2 | 35.78 | 11.72 | 12.14 | 8.28 | 4.01 | 8.07 | 80 | Good |
| 53 | Jasvendra Tyagi | KAS-101 | 1 | EN1 | 36.5 | 11.48 | 11.24 | 8.73 | 3.56 | 8.51 | 80.02 | Very Good |
| 54 | Santosh Kumar Mishra | NBT-701 | 4 | BT1 | 35.69 | 11.67 | 12.51 | 7.9 | 4.06 | 8.32 | 80.15 | Very Good |
| 55 | Meenu Baliyan | RMBFM-03 | 2 | MBA1 | 35.87 | 11.81 | 12.2 | 8.1 | 4 | 8.23 | 80.21 | Very Good |
| 56 | Santosh Kumar Mishra | ROE-035 | 2 | BT1 | 36 | 11.79 | 12.03 | 8.08 | 4.11 | 8.43 | 80.44 | Very Good |
| 57 | Meenu Baliyan | RMB302 | 2 | MBA1 | 36.59 | 11.78 | 12.23 | 8.1 | 4.13 | 8.1 | 80.93 | Very Good |
| 58 | Swati Singh | NCS-701 | 4 | CSE2 | 35.24 | 12.06 | 12.44 | 8.63 | 4.27 | 8.33 | 80.97 | Very Good |
| 59 | Meenu Baliyan | KMB103 | 1 | MBA1 | 36.68 | 12.08 | 12.11 | 8.18 | 4.13 | 8 | 81.18 | Very Good |
| 60 | Ashutosh Yadav | KEE-101 | 1 | CSE2 | 37.62 | 11.81 | 11.9 | 8.91 | 3.38 | 7.6 | 81.22 | Very Good |
| 61 | Upasana Pandey | NCS-701 | 4 | CSE3 | 36 | 12.27 | 11.93 | 8.45 | 4.03 | 8.55 | 81.23 | Very Good |
| 62 | Praveen Chaurasia | RAS-501 | 3 | CSE2 | 37.58 | 11.96 | 11.96 | 7.71 | 3.97 | 8.23 | 81.41 | Very Good |
| 63 | Pranav Dixit | KAS-103 | 1 | CSE2 | 37.89 | 12.24 | 12.3 | 8.2 | 3.57 | 7.51 | 81.71 | Very Good |
| 64 | Shruti Keshari | RCS-E12 | 3 | CSE1 | 36.59 | 11.64 | 12.06 | 8.75 | 4.37 | 8.44 | 81.85 | Very Good |
| 65 | Vivek Kumar Jain | RME503 | 3 | ME2 | 37.4 | 12 | 11.94 | 8.48 | 4.13 | 7.91 | 81.86 | Very Good |
| 66 | Praveen Chaurasia | RAS-501 | 3 | CSE1 | 37.13 | 11.93 | 12.27 | 8.33 | 4.16 | 8.15 | 81.97 | Very Good |
| 67 | Anurag Mishra | RCS-301 | 2 | CSE1 | 37.17 | 11.91 | 12.23 | 8.79 | 3.94 | 8.04 | 82.08 | Very Good |
| 68 | Arjun Singh Katiyar | NEC-701 | 4 | EC2 | 36.81 | 12.23 | 12.5 | 8.6 | 4.17 | 8.55 | 82.86 | Very Good |
| 69 | Atul Kumar Singh | RCS-501 | 3 | CSE2 | 38.16 | 12.09 | 12.53 | 8.03 | 4.03 | 8.13 | 82.97 | Very Good |
| 70 | Amit Kumar Pandey | NOE-071 | 4 | ME1 | 37.62 | 12.06 | 12.48 | 8.08 | 4.15 | 8.6 | 82.99 | Very Good |
| 71 | Annu Govind | REE-502 | 3 | EN2 | 36.86 | 12.57 | 12.51 | 8.63 | 4.17 | 8.41 | 83.15 | Very Good |
| 72 | Shruti Keshari | RCS-E12 | 3 | 2CSE1 | 37.4 | 11.76 | 12.68 | 8.67 | 4.24 | 8.47 | 83.22 | Very Good |
| 73 | Pankaj Aggarwal | RCS-502 | 3 | 2CSE1 | 36.72 | 12.09 | 12.65 | 8.9 | 4.49 | 8.41 | 83.26 | Very Good |
| 74 | Arashdeep Kaur | REC-502 | 3 | EC2 | 37.49 | 12.41 | 12.15 | 8.65 | 4.19 | 8.65 | 83.54 | Very Good |
| 75 | Pradeep Kumar | KAS-101 | 1 | CSE3 | 39.24 | 12.36 | 12.3 | 8.33 | 3.43 | 8.07 | 83.73 | Very Good |
| 76 | Upendra Mishra | RCS-501 | 3 | IT1 | 37.98 | 12.81 | 12.36 | 8.32 | 4.1 | 8.22 | 83.9 | Very Good |
| 77 | Ram Sewak Singh | NOE 072 | 4 | EC2 | 38.25 | 12.53 | 12.23 | 8.4 | 4.12 | 8.3 | 83.83 | Very Good |
| 78 | Mukesh Kumar Singh | RCS-503 | 3 | CSE2 | 39.33 | 11.66 | 12.78 | 8.06 | 3.92 | 8.13 | 83.88 | Very Good |
| 79 | Ravi Shankar Pal | RCS-502 | 3 | IT1 | 37.67 | 12.18 | 12.59 | 8.24 | 4.28 | 8.93 | 83.89 | Very Good |
| 80 | Gunjan Sharma | RAS-301 | 2 | CSE1 | 38.57 | 11.97 | 12.57 | 8.55 | 4.1 | 8.19 | 83.95 | Very Good |
| 81 | Shomini Parashar | RASS01 | 3 | BT1 | 38.16 | 12.29 | 12.36 | 8.45 | 4.24 | 8.53 | 83.99 | Very Good |
| 82 | Shiv Om Sharma | RASS02 | 3 | ME1 | 37.94 | 12.77 | 12.27 | 8.14 | 4.41 | 8.67 | 84.04 | Very Good |

| | | | | | | | | | | | | |
|-----|---------------------------|----------|---|-------|-------|-------|-------|------|------|------|-------|-----------|
| 83 | Deepak Kumar | KEE-101 | 1 | CSE4 | 38.7 | 11.91 | 12.57 | 8.85 | 4.02 | 8.23 | 84.28 | Very Good |
| 84 | Bhupendra Kr Teli | NIT-701. | 4 | IT2 | 39.15 | 12.29 | 12.36 | 8.24 | 4.02 | 8.3 | 84.36 | Very Good |
| 85 | Avdhesh Gupta | RCS-302 | 2 | CSE2 | 37.89 | 11.72 | 12.95 | 8.96 | 4.49 | 8.5 | 84.51 | Very Good |
| 86 | Arashdeep Kaur | REC-502 | 3 | EC1 | 38.07 | 12.42 | 12.69 | 8.4 | 4.2 | 8.8 | 84.58 | Very Good |
| 87 | Anjali Sardana | RCS-302 | 2 | CSE3 | 37.98 | 12.69 | 12.69 | 8.88 | 4.3 | 8.06 | 84.6 | Very Good |
| 88 | Shaili Gupta | RCS-305 | 2 | CSE3 | 38.25 | 12.63 | 12.66 | 8.73 | 4.16 | 8.38 | 84.81 | Very Good |
| 89 | Om Prakash Umrao | RME502 | 3 | ME2 | 38.75 | 12.36 | 12.89 | 8.35 | 4.35 | 8.17 | 84.87 | Very Good |
| 90 | Upasana Pandey | NCS-701 | 4 | 2CSE1 | 38.43 | 12.72 | 12.51 | 8.48 | 4.22 | 8.57 | 84.93 | Very Good |
| 91 | Anjali Sardana | NCS-071 | 4 | CSE1 | 38.21 | 12.8 | 12.65 | 8.57 | 4.23 | 8.53 | 84.99 | Very Good |
| 92 | Vivek Bhardwaj | NME-032 | 4 | ME1 | 39.42 | 12.66 | 12.18 | 8.2 | 4.16 | 8.52 | 85.14 | Very Good |
| 93 | Vikas Tyagi | KCS-101 | 1 | EC1 | 38.88 | 12.48 | 12.63 | 8.56 | 4.11 | 8.54 | 85.2 | Very Good |
| 94 | Neeraj Jain | RAS-501 | 3 | EC2 | 38.43 | 12.35 | 12.78 | 8.54 | 4.38 | 8.85 | 85.33 | Very Good |
| 95 | Jaya Nidhi Vashishtha | REC-501 | 3 | EC2 | 39.2 | 12.12 | 12.66 | 8.56 | 4.24 | 8.63 | 85.41 | Very Good |
| 96 | Meghna Singh | RBT501 | 3 | BT1 | 38.66 | 12.62 | 12.78 | 8.53 | 4.27 | 8.6 | 85.46 | Very Good |
| 97 | Upendra Mishra | RCS-501 | 3 | IT2 | 37.89 | 13.05 | 13.11 | 8.56 | 4.26 | 8.67 | 85.54 | Very Good |
| 98 | Arjun Singh Katiyar | REC-051 | 3 | EC1 | 37.98 | 12.63 | 12.9 | 9 | 4.01 | 9.08 | 85.6 | Very Good |
| 99 | Raza Rasool | KAS-102 | 1 | IT1 | 38.75 | 12.99 | 12.83 | 8.68 | 4.11 | 8.39 | 85.75 | Very Good |
| 100 | Vijai Singh | RCS-305 | 2 | CSE2 | 38.61 | 12.81 | 13.04 | 9.02 | 4.09 | 8.27 | 85.84 | Very Good |
| 101 | Gunjan Sharma | RAS-301 | 2 | CSE2 | 39.83 | 12.12 | 12.63 | 9.17 | 4.17 | 7.94 | 85.86 | Very Good |
| 102 | Yogesh Kumar Yadav | NME-032 | 4 | 2ME1 | 38.25 | 12.75 | 12.84 | 8.63 | 4.6 | 8.81 | 85.88 | Very Good |
| 103 | Ekta Pandey | RAS-301 | 2 | EN1 | 38.39 | 12.87 | 12.96 | 8.63 | 4.33 | 8.73 | 85.91 | Very Good |
| 104 | Raj Kumar Singh | RAS-501 | 3 | EN1 | 37.76 | 12.96 | 13.23 | 8.82 | 4.34 | 8.85 | 85.96 | Very Good |
| 105 | Shomini Parashar | RAS 302 | 2 | BT1 | 38.39 | 12.74 | 13.04 | 8.8 | 4.28 | 8.76 | 86.01 | Very Good |
| 106 | Vivek Kumar | RBT 301 | 2 | BT1 | 38.39 | 12.74 | 13.23 | 8.88 | 4.06 | 8.76 | 86.06 | Very Good |
| 107 | Pankul Goel | NME-031 | 4 | 2ME1 | 39.33 | 12.44 | 12.89 | 8.76 | 4.43 | 8.65 | 86.5 | Very Good |
| 108 | Punjika Rathi | KMB102 | 1 | MBA1 | 38.21 | 12.98 | 13.1 | 8.91 | 4.54 | 8.8 | 86.54 | Very Good |
| 109 | Sameer Anand | NEC-702A | 4 | EN2 | 38.7 | 12.98 | 13.13 | 8.77 | 4.4 | 8.56 | 86.54 | Very Good |
| 110 | Kalpna Gupta | NME-032 | 4 | ME2 | 39.56 | 12.87 | 12.63 | 8.42 | 4.32 | 8.74 | 86.54 | Very Good |
| 111 | V K Agrawal | REC-301 | 2 | 2CSE1 | 39.42 | 12.68 | 12.9 | 8.62 | 4.19 | 8.76 | 86.57 | Very Good |
| 112 | Atul Kumar Singh | RCS-501 | 3 | CSE1 | 39.42 | 12.93 | 12.9 | 8.89 | 4.06 | 8.4 | 86.6 | Very Good |
| 113 | Sherish Johri | RIT-053 | 3 | IT1 | 37.98 | 13.25 | 13.07 | 8.8 | 4.5 | 9.02 | 86.62 | Very Good |
| 114 | Deepak Vishwakarma | NCS-071 | 4 | IT2 | 39.51 | 12.93 | 13.14 | 8.65 | 4.21 | 8.32 | 86.76 | Very Good |
| 115 | Abhishek Saxena | NME-031 | 4 | ME1 | 40.32 | 13.02 | 12.06 | 8.6 | 4.46 | 8.36 | 86.82 | Very Good |
| 116 | Akhlesh Kumar Srivastava | RCE-301 | 2 | CE1 | 38.52 | 12 | 13.08 | 9.72 | 4.64 | 8.89 | 86.85 | Very Good |
| 117 | Kalpna Gupta | RME503 | 3 | ME1 | 39.69 | 12.89 | 12.95 | 8.51 | 4.4 | 8.45 | 86.89 | Very Good |
| 118 | Punjika Rathi | KMB107 | 1 | MBA1 | 38.52 | 12.87 | 13.77 | 8.82 | 4.53 | 8.67 | 87.18 | Very Good |
| 119 | Shivani Agarwal | RCS-302 | 2 | 2CSE1 | 39.2 | 12.83 | 13.11 | 8.76 | 4.32 | 8.98 | 87.2 | Very Good |
| 120 | Om Prakash Umrao | RAS501 | 3 | ME1 | 40.59 | 12.44 | 12.77 | 8.45 | 4.44 | 8.65 | 87.34 | Very Good |
| 121 | Ravi Ranjan | RAS-501 | 3 | CE1 | 39.78 | 13.16 | 12.66 | 8.79 | 4.22 | 8.79 | 87.4 | Very Good |
| 122 | Vinod Kumar Saini | NME-701 | 4 | ME2 | 39.11 | 13.22 | 12.9 | 8.75 | 4.43 | 9 | 87.41 | Very Good |
| 123 | Juhi Chaudhary | NIT-701 | 4 | CSE2 | 39.02 | 12.87 | 12.95 | 9.13 | 4.5 | 8.96 | 87.43 | Very Good |
| 124 | Shivani Agarwal | NCS-071 | 4 | CSE3 | 39.06 | 13.32 | 13.28 | 8.65 | 4.39 | 8.73 | 87.43 | Very Good |
| 125 | Ravi Shankar Pal | RCS-502 | 3 | IT2 | 39.24 | 13.22 | 13.37 | 8.7 | 4.28 | 8.72 | 87.53 | Very Good |
| 126 | Vivek Kumar | NBT-043 | 4 | BT1 | 38.97 | 12.62 | 13.29 | 9.03 | 4.57 | 9.21 | 87.69 | Very Good |
| 127 | Akshay Tiwari | RCE-302 | 2 | CE1 | 38.75 | 13.01 | 13.76 | 9.22 | 4.28 | 8.72 | 87.74 | Very Good |
| 128 | Mukesh Kumar Singh | RCS-503 | 3 | CSE3 | 40.19 | 12.92 | 12.95 | 8.5 | 4.32 | 8.86 | 87.74 | Very Good |
| 129 | R N Baral | NOE 072 | 4 | 2EC1 | 39.51 | 13.17 | 12.99 | 8.75 | 4.38 | 8.97 | 87.77 | Very Good |
| 130 | Suman Gupta | RAS-302 | 2 | CSE3 | 40.14 | 13.07 | 12.9 | 8.44 | 4.16 | 9.08 | 87.79 | Very Good |
| 131 | ATUL KUMAR | RCS-E12 | 3 | CSE2 | 39.65 | 13.26 | 13.16 | 8.58 | 4.41 | 8.81 | 87.87 | Very Good |
| 132 | Sherish Johri | RIT-053 | 3 | IT2 | 39.33 | 12.87 | 13.43 | 9.19 | 4.36 | 8.77 | 87.95 | Very Good |
| 133 | Vivek Bhardwaj | RAS-502 | 3 | CE1 | 40.28 | 12.87 | 12.84 | 8.65 | 4.29 | 9.02 | 87.95 | Very Good |
| 134 | Mayank Aggarwal | NOE-071 | 4 | EN2 | 39.38 | 13.41 | 13.1 | 8.92 | 4.43 | 8.79 | 88.03 | Very Good |
| 135 | K V V N Sundari Kameswari | RCS-301 | 2 | CSE3 | 40.68 | 12.75 | 12.84 | 8.77 | 4.32 | 8.73 | 88.09 | Very Good |
| 136 | K V V N Sundari Kameswari | RCS-301 | 2 | CSE2 | 40.59 | 13.07 | 13.19 | 8.79 | 4.23 | 8.23 | 88.1 | Very Good |
| 137 | Neeraj Jain | RAS-501 | 3 | EC1 | 40.14 | 13.2 | 12.84 | 8.42 | 4.54 | 9.12 | 88.26 | Very Good |
| 138 | Sunil Kumar | NME-702 | 4 | 2ME1 | 39.69 | 13.35 | 13.17 | 8.78 | 4.4 | 8.94 | 88.33 | Very Good |
| 139 | Neha Singh | KBT-102 | 1 | BT1 | 39.02 | 13.5 | 13.01 | 9.33 | 4.84 | 8.67 | 88.37 | Very Good |
| 140 | Neeraj Jain | NEC-703 | 4 | 2EC1 | 40.64 | 12.84 | 12.95 | 8.63 | 4.42 | 8.91 | 88.39 | Very Good |
| 141 | Suman Gupta | RAS-302 | 2 | CSE1 | 40.01 | 13.38 | 13.28 | 8.55 | 4.17 | 9.02 | 88.41 | Very Good |
| 142 | Annu Govind | REE-502 | 3 | EN1 | 39.69 | 12.96 | 13.01 | 9 | 4.52 | 9.27 | 88.45 | Very Good |
| 143 | Prasoon Choudhary | NME-041 | 4 | ME2 | 38.93 | 13.79 | 13.04 | 9.27 | 4.48 | 9.12 | 88.63 | Very Good |
| 144 | Siddhi Nath Rajan | NOE-077 | 4 | IT1 | 40.19 | 13.17 | 13.14 | 8.82 | 4.38 | 8.96 | 88.66 | Very Good |
| 145 | Kamakshi | NEC -702 | 4 | EC2 | 40.19 | 13.28 | 13.35 | 8.68 | 4.37 | 8.8 | 88.67 | Very Good |
| 146 | Kamakshi | REC-051 | 3 | EC2 | 39.56 | 13.59 | 13.07 | 8.71 | 4.45 | 9.29 | 88.67 | Very Good |
| 147 | Vinod Kumar Saini | NME-701 | 4 | 2ME1 | 40.41 | 12.93 | 13.02 | 8.88 | 4.5 | 9.14 | 88.88 | Very Good |
| 148 | Vivek Jain | RCS-501 | 3 | 2CSE1 | 39.87 | 13.04 | 13.47 | 9.1 | 4.44 | 9 | 88.92 | Very Good |
| 149 | Punjika Rathi | RMBFM-01 | 2 | MBA1 | 40.5 | 12.95 | 13.4 | 8.97 | 4.34 | 8.83 | 88.99 | Very Good |
| 150 | Arvinda Kumar Pandit | NME-041 | 4 | 2ME1 | 39.83 | 13.41 | 13.32 | 8.76 | 4.55 | 9.15 | 89.02 | Very Good |
| 151 | Sulekha Saxena | RAS-501 | 3 | EN2 | 39.65 | 13.22 | 13.37 | 9.09 | 4.53 | 9.22 | 89.08 | Very Good |
| 152 | Gyanesh Singh | RAS-502 | 3 | EN2 | 40.64 | 13.41 | 13.13 | 8.66 | 4.36 | 8.91 | 89.11 | Very Good |
| 153 | Narendra Kumar | NOE-071 | 4 | BT1 | 40.19 | 13.25 | 13.5 | 8.8 | 4.37 | 9 | 89.11 | Very Good |
| 154 | Rashmi Chandra | NBT-031 | 4 | BT1 | 40.01 | 13.34 | 13.83 | 8.72 | 4.36 | 8.89 | 89.15 | Very Good |
| 155 | Shomini Parashar | NBT-702 | 4 | BT1 | 40.82 | 13.28 | 13.28 | 8.76 | 4.38 | 8.76 | 89.28 | Very Good |
| 156 | Vishan Kumar Gupta | KMB-108 | 1 | MBA1 | 41.58 | 13.07 | 13.13 | 8.31 | 4.54 | 8.73 | 89.36 | Very Good |
| 157 | Anjali Sardana | NCS-071 | 4 | CSE2 | 39.96 | 13.01 | 13.82 | 8.96 | 4.57 | 9.08 | 89.4 | Very Good |
| 158 | Anurag Mishra | RCS-301 | 2 | 2CSE1 | 39.74 | 13.43 | 13.61 | 9.07 | 4.44 | 9.14 | 89.43 | Very Good |
| 159 | Pragya | NCS-702. | 4 | IT1 | 40.68 | 13.5 | 13.31 | 8.89 | 4.36 | 8.8 | 89.54 | Very Good |
| 160 | Snigdha Chaturvedi | REE-503 | 3 | EN1 | 41.45 | 12.68 | 13.59 | 8.67 | 4.52 | 8.7 | 89.61 | Very Good |
| 161 | Swati Singh | NCS-701 | 4 | CSE1 | 40.32 | 13.25 | 13.34 | 9.32 | 4.58 | 8.94 | 89.75 | Very Good |
| 162 | Saurabh Kumar | RAS-301 | 2 | 2CSE1 | 40.19 | 13.29 | 13.53 | 9.17 | 4.57 | 9.17 | 89.92 | Very Good |
| 163 | Santosh Kumar Mishra | RVE301 | 2 | MBA1 | 40.64 | 13.38 | 13.16 | 9.15 | 4.52 | 9.08 | 89.93 | Very Good |
| 164 | Meghna Singh | RBT-303 | 2 | BT1 | 40.77 | 13.32 | 13.41 | 9.04 | 4.4 | 9.08 | 90.02 | Excellent |
| 165 | Amit Kumar Pandey | NOE-072 | 4 | CE1 | 40.68 | 13.59 | 13.47 | 9 | 4.42 | 8.86 | 90.02 | Excellent |
| 166 | Gyanesh Singh | RAS-502 | 3 | IT1 | 40.73 | 13.53 | 13.5 | 8.83 | 4.37 | 9.12 | 90.08 | Excellent |
| 167 | Veer Bhadra Pratap Singh | RCS-503 | 3 | IT2 | 40.82 | 13.64 | 13.26 | 9.05 | 4.56 | 8.88 | 90.21 | Excellent |
| 168 | Shiv Om Sharma | NOE-071 | 4 | 2ME1 | 40.68 | 13.38 | 13.38 | 9.1 | 4.6 | 9.1 | 90.24 | Excellent |
| 169 | Abhishek Kumar Gupta | NEE-701 | 4 | EN2 | 40.77 | 13.59 | 13.28 | 9.23 | 4.47 | 8.88 | 90.24 | Excellent |
| 170 | Yogesh Kumar Yadav | RVE-301 | 2 | CE1 | 40.77 | 13.41 | 13.34 | 8.89 | 4.61 | 9.33 | 90.24 | Excellent |

| | | | | | | | | | | | | |
|-----|----------------------------|----------|---|-------|-------|-------|-------|------|------|------|-------|-----------|
| 171 | Suman Gupta | RAS-302 | 2 | 2CSE1 | 40.95 | 13.4 | 13.43 | 8.95 | 4.59 | 9.14 | 90.46 | Excellent |
| 172 | Vivek Kumar Jain | NME-702 | 4 | ME2 | 41.81 | 13.5 | 12.75 | 9.1 | 4.55 | 8.83 | 90.54 | Excellent |
| 173 | Akshay Tiwari | RCE-502 | 3 | CE1 | 40.73 | 13.61 | 13.68 | 9 | 4.47 | 9.07 | 90.56 | Excellent |
| 174 | Priya Ranjan Kumar | RUC501 | 3 | BT1 | 41.27 | 13.26 | 13.43 | 9.21 | 4.55 | 9.14 | 90.86 | Excellent |
| 175 | Monica Verma | KMB104 | 1 | MBA1 | 41.81 | 13.56 | 13.37 | 9.33 | 4.23 | 8.58 | 90.88 | Excellent |
| 176 | Arunima Sirohi Tomer | RMBHR-01 | 2 | MBA1 | 40.77 | 13.5 | 13.59 | 9.25 | 4.57 | 9.25 | 90.93 | Excellent |
| 177 | Pooja Goel | RAS-502 | 3 | EC2 | 40.68 | 13.44 | 13.79 | 9.17 | 4.58 | 9.38 | 91.04 | Excellent |
| 178 | Manish Zadoo | ROE033 | 2 | ME1 | 41 | 13.64 | 13.97 | 8.8 | 4.43 | 9.29 | 91.13 | Excellent |
| 179 | Gyanesh Singh | RAS-502 | 3 | IT2 | 41.22 | 13.82 | 13.79 | 8.81 | 4.44 | 9.12 | 91.2 | Excellent |
| 180 | Arashdeep Kaur | RAS 302 | 2 | IT1 | 41.4 | 13.5 | 13.64 | 9.13 | 4.48 | 9.11 | 91.26 | Excellent |
| 181 | ATUL KUMAR | RCS-E12 | 3 | CSE3 | 41.09 | 13.43 | 13.58 | 9.23 | 4.65 | 9.34 | 91.32 | Excellent |
| 182 | Akshay Tiwari | NCE-702 | 4 | CE1 | 41.63 | 13.44 | 13.77 | 8.9 | 4.44 | 9.18 | 91.36 | Excellent |
| 183 | Suneel Kumar Kalla | RME-302 | 2 | ME1 | 40.77 | 13.76 | 13.71 | 9.31 | 4.57 | 9.26 | 91.38 | Excellent |
| 184 | Pravesh Chandra Srivastava | KAS-103 | 1 | IT1 | 42.03 | 13.74 | 13.34 | 9.21 | 4.24 | 9.05 | 91.61 | Excellent |
| 185 | Deepak Kumar | KEE-101 | 1 | CSE1 | 41.9 | 13.31 | 14.13 | 9.2 | 4.27 | 8.87 | 91.68 | Excellent |
| 186 | Vijay Kumar | REE-052 | 3 | EN1 | 41.72 | 13.59 | 13.73 | 9.06 | 4.53 | 9.09 | 91.72 | Excellent |
| 187 | Punjika Rathi | RMBFM-02 | 2 | MBA1 | 42.3 | 13.31 | 13.4 | 9.4 | 4.44 | 8.87 | 91.72 | Excellent |
| 188 | Yogesh Kumar Yadav | RVE-301 | 2 | ME2 | 41.31 | 13.46 | 13.55 | 8.88 | 4.76 | 9.39 | 91.75 | Excellent |
| 189 | Vishan Kumar Gupta | NCS-702 | 4 | CSE3 | 41.99 | 13.7 | 13.55 | 8.85 | 4.48 | 9.18 | 91.75 | Excellent |
| 190 | Imran Khan | RME-302 | 2 | ME2 | 41.72 | 13.86 | 13.82 | 9.12 | 4.31 | 9.24 | 92.07 | Excellent |
| 191 | Priya Ranjan Kumar | RBT503 | 3 | BT1 | 41.76 | 13.58 | 13.79 | 9.53 | 4.61 | 8.95 | 92.22 | Excellent |
| 192 | Manish Zadoo | RAS-501 | 3 | 2CSE1 | 41.13 | 13.8 | 13.97 | 9.37 | 4.67 | 9.41 | 92.35 | Excellent |
| 193 | Rahul Kumar Pandey | KAS-103 | 1 | CSE4 | 41.72 | 14.03 | 14.07 | 9.25 | 4.44 | 8.85 | 92.36 | Excellent |
| 194 | Veer Bhadra Pratap Singh | RCS-503 | 3 | IT1 | 41.4 | 13.91 | 13.91 | 9.2 | 4.6 | 9.37 | 92.39 | Excellent |
| 195 | Vikram Singh | KAS-101 | 1 | CSE4 | 42.21 | 13.44 | 13.65 | 9.67 | 4.33 | 9.21 | 92.51 | Excellent |
| 196 | Manish Zadoo | ROE033 | 2 | ME2 | 42.39 | 13.59 | 13.77 | 9.18 | 4.21 | 9.45 | 92.59 | Excellent |
| 197 | Balwant Singh | REC-503 | 3 | EC2 | 41.9 | 13.65 | 13.79 | 9.23 | 4.54 | 9.48 | 92.59 | Excellent |
| 198 | Saurabh Dubey | NCE-701 | 4 | CE1 | 41.99 | 13.86 | 13.77 | 9.41 | 4.49 | 9.08 | 92.6 | Excellent |
| 199 | Pooja Goel | RAS-502 | 3 | EC1 | 42.3 | 13.53 | 13.74 | 9.1 | 4.62 | 9.42 | 92.71 | Excellent |
| 200 | Shiv Om Sharma | NOE-071 | 4 | ME2 | 42.3 | 13.68 | 13.56 | 9.12 | 4.61 | 9.48 | 92.75 | Excellent |
| 201 | Chetana Sharma | KAS-103 | 1 | CSE5 | 42.48 | 13.94 | 13.94 | 9.13 | 4.37 | 8.98 | 92.84 | Excellent |
| 202 | Suman Gupta | RAS-302 | 2 | CSE2 | 41.81 | 13.94 | 14.07 | 9.19 | 4.37 | 9.46 | 92.84 | Excellent |
| 203 | Rashmi Chandra | RBT502 | 3 | BT1 | 41.67 | 13.83 | 14 | 9.38 | 4.67 | 9.41 | 92.96 | Excellent |
| 204 | Juhi Chaudhary | NIT-701 | 4 | CSE1 | 41.76 | 14.07 | 13.92 | 9.34 | 4.65 | 9.23 | 92.97 | Excellent |
| 205 | Ashish Awasthi | RMBMK-03 | 2 | MBA1 | 41.9 | 13.97 | 13.97 | 9.28 | 4.67 | 9.22 | 93.01 | Excellent |
| 206 | Kinshuki Sharma | KAS-102 | 1 | BT1 | 42.08 | 14.13 | 13.97 | 9.51 | 4.11 | 9.27 | 93.07 | Excellent |
| 207 | V K Agrawal | REC-301 | 2 | CSE3 | 43.02 | 13.59 | 13.79 | 9.31 | 4.41 | 8.96 | 93.08 | Excellent |
| 208 | Ankit Kumar Saxena | ROE-030 | 2 | IT1 | 42.44 | 13.86 | 13.76 | 9.24 | 4.57 | 9.35 | 93.22 | Excellent |
| 209 | Deepak Kumar Yadav | RME502 | 3 | ME1 | 42.44 | 14 | 13.94 | 9.31 | 4.42 | 9.16 | 93.27 | Excellent |
| 210 | Hari Shanker | KBT-101 | 1 | BT1 | 42.84 | 13.97 | 14.28 | 9.56 | 3.98 | 8.67 | 93.3 | Excellent |
| 211 | Sanjay Kumar | KAS-102 | 1 | IT3 | 42.44 | 13.35 | 14.33 | 9.68 | 4.27 | 9.25 | 93.32 | Excellent |
| 212 | Arunima Sirohi Tomer | KMB101 | 1 | MBA1 | 42.8 | 13.56 | 13.86 | 9.16 | 4.76 | 9.2 | 93.34 | Excellent |
| 213 | Raj Kumar Singh | NOE-071 | 4 | EN1 | 42.48 | 14.03 | 13.59 | 9.17 | 4.63 | 9.48 | 93.38 | Excellent |
| 214 | Manoranjan Chaubey | RME-303 | 2 | CE1 | 42.26 | 13.92 | 14.09 | 9.39 | 4.61 | 9.11 | 93.38 | Excellent |
| 215 | Shivansh Srivastava | ROE-030 | 2 | CE1 | 42.48 | 14 | 13.67 | 9.33 | 4.59 | 9.33 | 93.4 | Excellent |
| 216 | Gaurav Kumar Mishra | RCE-303 | 2 | CE1 | 42.26 | 13.92 | 14.09 | 9.33 | 4.5 | 9.33 | 93.43 | Excellent |
| 217 | Balwant Singh | REC-503 | 3 | EC1 | 42.39 | 14.19 | 13.92 | 9.2 | 4.52 | 9.28 | 93.5 | Excellent |
| 218 | Snigdha Chaturvedi | REE-503 | 3 | EN2 | 42.48 | 13.83 | 13.83 | 9.47 | 4.58 | 9.34 | 93.53 | Excellent |
| 219 | Juhi Chaudhary | NIT-701 | 4 | CSE3 | 42.08 | 13.88 | 14.22 | 9.43 | 4.6 | 9.35 | 93.56 | Excellent |
| 220 | Pranav Dixit | KAS-103 | 1 | IT2 | 42.03 | 14.42 | 13.86 | 9.76 | 4.56 | 9.05 | 93.68 | Excellent |
| 221 | Arunima Sirohi Tomer | KMB105 | 1 | MBA1 | 42.89 | 13.44 | 14 | 9.36 | 4.72 | 9.31 | 93.72 | Excellent |
| 222 | Vikram Singh | KAS-101 | 1 | CSE5 | 42.8 | 13.86 | 13.86 | 9.62 | 4.39 | 9.2 | 93.73 | Excellent |
| 223 | Bibeka Nand Pathak | RME-301 | 2 | ME2 | 42.66 | 13.77 | 13.91 | 9.39 | 4.67 | 9.33 | 93.73 | Excellent |
| 224 | Sameer Anand | RVE-301 | 2 | EN1 | 42.12 | 14.06 | 14.16 | 9.27 | 4.59 | 9.53 | 93.73 | Excellent |
| 225 | Ashish Awasthi | RMBMK-01 | 2 | MBA1 | 42.35 | 13.92 | 13.97 | 9.41 | 4.71 | 9.38 | 93.74 | Excellent |
| 226 | Gaurav Kumar Mishra | RCE-303 | 2 | ME2 | 42.66 | 13.82 | 13.77 | 9.58 | 4.4 | 9.52 | 93.75 | Excellent |
| 227 | Pradeep Kumar | KAS-101 | 1 | CSE1 | 42.39 | 13.91 | 14.13 | 9.42 | 4.41 | 9.49 | 93.75 | Excellent |
| 228 | Arunima Sirohi Tomer | RMBHR-02 | 2 | MBA1 | 42.21 | 13.5 | 14.07 | 9.38 | 4.88 | 9.75 | 93.79 | Excellent |
| 229 | Ashish Awasthi | RMB301 | 2 | MBA1 | 41.99 | 14.04 | 14.07 | 9.51 | 4.73 | 9.46 | 93.8 | Excellent |
| 230 | Pragya | NCS-702 | 4 | IT2 | 42.57 | 13.91 | 13.91 | 9.3 | 4.69 | 9.43 | 93.81 | Excellent |
| 231 | Saroj Kumar | NEN-031 | 4 | EN2 | 42.57 | 14.03 | 13.91 | 9.25 | 4.7 | 9.4 | 93.86 | Excellent |
| 232 | R N Baral | NOE 072 | 4 | EC1 | 42.66 | 14.04 | 13.64 | 9.24 | 4.64 | 9.67 | 93.89 | Excellent |
| 233 | Abhishek Saxena | RAS501 | 3 | ME2 | 43.07 | 14.06 | 13.8 | 9.28 | 4.64 | 9.24 | 94.09 | Excellent |
| 234 | Narendra Kumar | RBT-302 | 2 | BT1 | 42.62 | 13.94 | 13.97 | 9.45 | 4.73 | 9.39 | 94.1 | Excellent |
| 235 | Pooja Goel | NEC-702 | 4 | 2EC1 | 42.48 | 14.25 | 14.21 | 9.38 | 4.71 | 9.25 | 94.28 | Excellent |
| 236 | Pravesh Chandra Srivastava | KAS-103 | 1 | EC1 | 42.48 | 13.95 | 14.34 | 9.56 | 4.6 | 9.4 | 94.33 | Excellent |
| 237 | Saurabh Dubey | RCE-052 | 3 | CE1 | 42.39 | 14.24 | 14.1 | 9.51 | 4.67 | 9.49 | 94.4 | Excellent |
| 238 | Rajeev Kumar Chauhan | KEE-101 | 1 | EN1 | 42.71 | 14.24 | 14.12 | 9.51 | 4.26 | 9.57 | 94.41 | Excellent |
| 239 | Ashish Awasthi | KMB106 | 1 | MBA1 | 42.53 | 14.37 | 13.91 | 9.53 | 4.58 | 9.51 | 94.43 | Excellent |
| 240 | Vikas Tyagi | KCS-101 | 1 | IT2 | 42.98 | 14.09 | 13.7 | 9.55 | 4.74 | 9.39 | 94.45 | Excellent |
| 241 | Sumit Sharma | NME-044 | 4 | ME2 | 43.43 | 14.03 | 13.5 | 9.38 | 4.71 | 9.42 | 94.47 | Excellent |
| 242 | Monica Verma | RMBHR-03 | 2 | MBA1 | 43.34 | 13.97 | 13.88 | 9.56 | 4.57 | 9.31 | 94.63 | Excellent |
| 243 | Monalisa Panigrahi | RCS-301 | 2 | IT1 | 42.84 | 13.92 | 14.15 | 9.63 | 4.71 | 9.5 | 94.75 | Excellent |
| 244 | Arashdeep Kaur | RAS 302 | 2 | IT2 | 42.3 | 14.3 | 14.21 | 9.57 | 4.74 | 9.68 | 94.8 | Excellent |
| 245 | Jaya Nidhi Vashishtha | REC-501 | 3 | EC1 | 43.11 | 14.13 | 14.13 | 9.4 | 4.52 | 9.52 | 94.81 | Excellent |
| 246 | Updesh Kumar Jaiswal | RCS-302 | 2 | IT2 | 42.3 | 14.07 | 14.4 | 9.55 | 4.76 | 9.77 | 94.85 | Excellent |
| 247 | Praveen Chaurasia | NEC-032 | 4 | EC1 | 42.84 | 14.18 | 14.22 | 9.58 | 4.73 | 9.3 | 94.85 | Excellent |
| 248 | Praveen Chaurasia | NEC-032 | 4 | EC2 | 42.98 | 13.95 | 14.22 | 9.38 | 4.78 | 9.58 | 94.89 | Excellent |
| 249 | Puneet Kr. Varshney | KCS-101 | 1 | IT1 | 42.89 | 14.37 | 14.09 | 9.55 | 4.58 | 9.45 | 94.93 | Excellent |
| 250 | Om Prakash Yadav | NEN-702 | 4 | EN1 | 43.02 | 14.25 | 14.16 | 9.35 | 4.64 | 9.52 | 94.94 | Excellent |
| 251 | Monalisa Panigrahi | RCS-301 | 2 | IT2 | 42.8 | 14.3 | 14.18 | 9.57 | 4.68 | 9.49 | 95.02 | Excellent |
| 252 | Kanika Gupta | RME-303 | 2 | ME1 | 42.57 | 14.45 | 14.27 | 9.66 | 4.59 | 9.51 | 95.05 | Excellent |
| 253 | Sumit Sharma | RME501 | 3 | ME2 | 42.84 | 14.39 | 14.31 | 9.24 | 4.74 | 9.54 | 95.06 | Excellent |
| 254 | Hari Shanker | KAS-103 | 1 | IT3 | 43.34 | 14.25 | 14.45 | 9.53 | 4.38 | 9.43 | 95.38 | Excellent |
| 255 | Jyoti Guglani | REC-301 | 2 | CSE1 | 43.47 | 14.4 | 14.27 | 9.6 | 4.48 | 9.25 | 95.47 | Excellent |
| 256 | Vijay Kumar | REE-052 | 3 | EN2 | 43.16 | 14.45 | 14.3 | 9.44 | 4.67 | 9.56 | 95.58 | Excellent |
| 257 | Tej Singh | KAS-103 | 1 | CSE3 | 44.24 | 14.39 | 14.48 | 9.65 | 3.73 | 9.33 | 95.63 | Excellent |
| 258 | Ankit Kumar Saxena | ROE-030 | 2 | IT2 | 43.47 | 14.15 | 14.24 | 9.4 | 4.68 | 9.66 | 95.63 | Excellent |

| | | | | | | | | | | | | |
|-----|-----------------------|----------|---|------|-------|-------|-------|------|------|------|-------|-----------|
| 259 | Jaya Nidhi Vashishtha | RAS-302 | 2 | EC2 | 43.34 | 14.15 | 14.4 | 9.57 | 4.7 | 9.6 | 95.76 | Excellent |
| 260 | Atul Kumar Kushwaha | REE-501 | 3 | EN1 | 43.65 | 14.33 | 14.04 | 9.45 | 4.64 | 9.7 | 95.81 | Excellent |
| 261 | Narendra Kumar | RBT052 | 3 | BT1 | 43.25 | 14.3 | 14.21 | 9.53 | 4.86 | 9.71 | 95.86 | Excellent |
| 262 | Pankaj Goel | NEC-703 | 4 | EC1 | 43.65 | 14.13 | 14.33 | 9.64 | 4.82 | 9.39 | 95.96 | Excellent |
| 263 | R N Baral | REC 301 | 2 | EC2 | 43.07 | 14.49 | 14.49 | 9.69 | 4.65 | 9.63 | 96.02 | Excellent |
| 264 | Kanika Gupta | RME-303 | 2 | ME2 | 44.06 | 14.09 | 14.28 | 9.61 | 4.47 | 9.52 | 96.03 | Excellent |
| 265 | Abhishek Kumar Gupta | REE-302 | 2 | EN1 | 43.38 | 14.3 | 14.39 | 9.59 | 4.77 | 9.66 | 96.09 | Excellent |
| 266 | Yogesh Kumar Yadav | RVE-301 | 2 | ME1 | 43.2 | 14.24 | 14.45 | 9.57 | 4.85 | 9.8 | 96.11 | Excellent |
| 267 | Siddhi Nath Rajan | NOE-077 | 4 | IT2 | 43.29 | 14.43 | 14.43 | 9.59 | 4.84 | 9.59 | 96.17 | Excellent |
| 268 | Abhishek Kumar Gupta | NEN-701 | 4 | EN1 | 43.79 | 14.16 | 14.19 | 9.63 | 4.82 | 9.63 | 96.22 | Excellent |
| 269 | Bibeka Nand Pathak | RME-301 | 2 | ME1 | 43.34 | 14.36 | 14.49 | 9.43 | 4.93 | 9.77 | 96.32 | Excellent |
| 270 | Umang Sharma | KEE-101 | 1 | CSE3 | 44.33 | 14.58 | 14.61 | 9.87 | 3.65 | 9.3 | 96.34 | Excellent |
| 271 | Raza Rasool | KAS-102 | 1 | IT2 | 43.83 | 14.42 | 14.37 | 9.55 | 4.71 | 9.53 | 96.41 | Excellent |
| 272 | Sulekha Saxena | REE-303 | 2 | EN1 | 43.7 | 14.24 | 14.45 | 9.69 | 4.83 | 9.51 | 96.42 | Excellent |
| 273 | Saroj Kumar | NEN-031 | 4 | EN1 | 43.7 | 14.51 | 14.31 | 9.52 | 4.69 | 9.73 | 96.46 | Excellent |
| 274 | Nizam Uddin Khan | RCS-305 | 2 | IT2 | 44.06 | 14.04 | 14.3 | 9.6 | 4.77 | 9.74 | 96.51 | Excellent |
| 275 | Praveen Kumar | REC 302 | 2 | EC2 | 43.61 | 14.49 | 14.45 | 9.66 | 4.67 | 9.63 | 96.51 | Excellent |
| 276 | Sujeet Kumar | REE-305 | 2 | EC2 | 43.61 | 14.54 | 14.45 | 9.66 | 4.69 | 9.6 | 96.55 | Excellent |
| 277 | Varun Kumar Singhal | RAS-502 | 3 | EN1 | 43.79 | 14.33 | 14.37 | 9.55 | 4.84 | 9.73 | 96.61 | Excellent |
| 278 | Ekta Pandey | RAS 301 | 2 | EC2 | 43.61 | 14.54 | 14.54 | 9.63 | 4.67 | 9.63 | 96.62 | Excellent |
| 279 | Umang Sharma | KEE-101 | 1 | CSE5 | 44.01 | 14.43 | 14.6 | 9.84 | 4.46 | 9.36 | 96.7 | Excellent |
| 280 | Sanjay Kumar | KAS-102 | 1 | EC1 | 44.64 | 14.13 | 14.25 | 9.86 | 4.53 | 9.3 | 96.71 | Excellent |
| 281 | Mayurika Saxena | REC-301 | 2 | IT2 | 43.97 | 14.46 | 14.3 | 9.62 | 4.84 | 9.53 | 96.72 | Excellent |
| 282 | Abhishek Sharma | REC 303 | 2 | EC2 | 43.61 | 14.57 | 14.54 | 9.69 | 4.7 | 9.66 | 96.77 | Excellent |
| 283 | Om Prakash Yadav | REC-309 | 2 | EN1 | 43.61 | 14.49 | 14.57 | 9.73 | 4.86 | 9.64 | 96.9 | Excellent |
| 284 | Neetu Goel | KAS-102 | 1 | ME1 | 43.92 | 14.28 | 14.58 | 9.88 | 4.86 | 9.56 | 97.08 | Excellent |
| 285 | Ravi Kumar | NEC- 701 | 4 | EC1 | 43.92 | 14.6 | 14.51 | 9.67 | 4.78 | 9.79 | 97.27 | Excellent |
| 286 | Meenakshi Gupta | RMBMK-02 | 2 | MBA1 | 44.46 | 14.72 | 14.25 | 9.69 | 4.66 | 9.69 | 97.47 | Excellent |
| 287 | Ravi Kumar | NEC-032 | 4 | 2EC1 | 43.74 | 14.63 | 14.67 | 9.81 | 4.83 | 9.84 | 97.52 | Excellent |
| 288 | Dinesh kumar | KCS-101 | 1 | IT3 | 44.1 | 14.55 | 14.63 | 9.75 | 4.82 | 9.68 | 97.53 | Excellent |
| 289 | Nizam Uddin Khan | RCS-305 | 2 | IT1 | 44.01 | 14.64 | 14.58 | 9.76 | 4.82 | 9.76 | 97.57 | Excellent |
| 290 | Kamakshi | NEC -702 | 4 | EC1 | 44.46 | 14.55 | 14.42 | 9.58 | 4.81 | 9.76 | 97.58 | Excellent |
| 291 | Mohit Rastogi | KAS-103 | 1 | EN1 | 44.37 | 14.93 | 14.64 | 9.97 | 4.49 | 9.19 | 97.59 | Excellent |
| 292 | Mayank Aggarwal | NEC-702A | 4 | EN1 | 44.06 | 14.51 | 14.54 | 9.85 | 4.85 | 9.88 | 97.69 | Excellent |
| 293 | Priya Ranjan Kumar | NBT-033 | 4 | BT1 | 44.01 | 14.55 | 14.75 | 9.74 | 4.92 | 9.87 | 97.84 | Excellent |
| 294 | Imran Khan | RCE-309 | 2 | BT1 | 44.19 | 14.73 | 14.73 | 9.76 | 4.89 | 9.69 | 97.99 | Excellent |
| 295 | Deepak Kumar Yadav | RCE-303 | 2 | ME1 | 44.51 | 14.84 | 14.57 | 9.97 | 4.77 | 9.34 | 98 | Excellent |
| 296 | Atul Kumar Kushwaha | REE-501 | 3 | EN2 | 44.28 | 14.76 | 14.67 | 9.75 | 4.91 | 9.75 | 98.12 | Excellent |
| 297 | Jyoti Guglani | REC-301 | 2 | CSE2 | 44.55 | 14.75 | 14.72 | 9.73 | 4.71 | 9.69 | 98.15 | Excellent |
| 298 | Puneet Kr. Varshney | KCS-101 | 1 | ME1 | 44.82 | 14.76 | 14.76 | 9.72 | 4.84 | 9.84 | 98.74 | Excellent |
| 299 | Mayurika Saxena | REC-301 | 2 | IT1 | 44.51 | 14.75 | 14.94 | 9.83 | 4.89 | 9.87 | 98.79 | Excellent |
| 300 | Varun Kumar Singhal | REE-301 | 2 | EN1 | 44.64 | 14.85 | 14.72 | 9.95 | 4.95 | 9.85 | 98.96 | Excellent |
| 301 | Tej Singh | KAS-103 | 1 | ME1 | 44.64 | 14.88 | 14.88 | 9.88 | 4.86 | 9.84 | 98.98 | Excellent |
| 302 | Ram Sewak Singh | REC 301 | 2 | EC1 | 44.46 | 15 | 14.78 | 10 | 4.87 | 9.88 | 98.99 | Excellent |
| 303 | Ekta Pandey | RAS 301 | 2 | EC1 | 44.64 | 14.78 | 14.88 | 10 | 4.89 | 9.85 | 99.04 | Excellent |
| 304 | Sujeet Kumar | REE-305 | 2 | EC1 | 44.82 | 14.78 | 14.82 | 10 | 4.89 | 9.81 | 99.12 | Excellent |
| 305 | Pankaj Goel | RAS-302 | 2 | EC1 | 44.64 | 14.82 | 14.88 | 10 | 4.94 | 9.96 | 99.24 | Excellent |
| 306 | Mohit Rastogi | KAS-103 | 1 | CSE1 | 44.82 | 14.97 | 14.84 | 10 | 4.74 | 9.89 | 99.26 | Excellent |
| 307 | Praveen Kumar | REC 302 | 2 | EC1 | 45 | 14.78 | 14.88 | 10 | 4.91 | 9.73 | 99.3 | Excellent |
| 308 | Abhishek Sharma | REC 303 | 2 | EC1 | 45 | 14.72 | 14.94 | 10 | 4.94 | 9.85 | 99.45 | Excellent |



 Director
 IMS Engineering College
 Ghaziabad

| S.No. | Faculty Name | Subject Code | Year | Branch | Subject knowledge and lecture delivery | Generates interest in the subject | Encourages questions from students | Maintains class discipline | Supplements lectures with PPT/Video lesson/Quiz | Links subject with life experiences | Total Marks | Status |
|-------|---------------------------|--------------|------|--------|--|-----------------------------------|------------------------------------|----------------------------|---|-------------------------------------|-------------|-----------|
| 1 | Radha Raman Jha | RCE-403 | 2 | CE1 | 14.85 | 3.75 | 4.8 | 3.15 | 1.48 | 3.2 | 31.23 | Below Avg |
| 2 | Gyanesh Singh | RUC601 | 3 | EN2 | 21.42 | 6.8 | 6.8 | 4.59 | 2.19 | 4.85 | 46.65 | Below Avg |
| 3 | Ravi Gupta | RCS-401 | 2 | IT1 | 24.53 | 7.95 | 7.79 | 5.13 | 2.52 | 4.94 | 52.86 | Average |
| 4 | C V S Siva Prasad | RBT603 | 3 | BT1 | 25.38 | 7.82 | 8.09 | 6.77 | 3.18 | 6.25 | 57.49 | Average |
| 5 | Ajay Singh Parmar | RME-602 | 3 | ME2 | 26.42 | 8.25 | 8.69 | 6.33 | 3.14 | 5.96 | 58.79 | Average |
| 6 | Shubham Sharma | RME-062 | 3 | ME2 | 26.46 | 8.64 | 8.91 | 5.94 | 3.15 | 6.41 | 59.51 | Average |
| 7 | Ajay Singh Parmar | RME-602 | 3 | ME1 | 27.72 | 8.55 | 8.52 | 6.34 | 3.1 | 5.98 | 60.21 | Above Avg |
| 8 | Suveg Moudgil | RCS-601 | 3 | CSE1 | 27.81 | 8.4 | 8.66 | 6.37 | 3.13 | 6.23 | 60.6 | Above Avg |
| 9 | Chandra Pushpanjali Patel | RIT-E22 | 3 | CSE3 | 27.72 | 9.6 | 9.72 | 6.33 | 3.17 | 6.48 | 63.02 | Above Avg |
| 10 | Suman Lata Verma | RCE-401 | 2 | CE1 | 28.8 | 9.38 | 9.9 | 6.45 | 3.05 | 6.6 | 64.18 | Above Avg |
| 11 | Suman Lata Verma | RCE-602 | 3 | CE1 | 29.93 | 9.62 | 9.53 | 6.37 | 3.34 | 6.59 | 65.38 | Above Avg |
| 12 | Upasana Pandey | RCS401 | 2 | CSE3 | 29.66 | 9.78 | 10.08 | 6.65 | 3.15 | 6.76 | 66.08 | Above Avg |
| 13 | Shruti Keshari | RCS403 | 2 | CSE3 | 30.24 | 9.56 | 9.92 | 7 | 3.17 | 6.41 | 66.3 | Above Avg |
| 14 | Suneel Kumar Kalla | RME-061 | 3 | ME1 | 29.57 | 10.34 | 9.86 | 7 | 3.25 | 6.43 | 66.45 | Above Avg |
| 15 | Suveg Moudgil | RCS-601 | 3 | 2CSE1 | 31.68 | 9.68 | 9.5 | 7.04 | 3.7 | 7.07 | 68.67 | Above Avg |
| 16 | Rahul Kumar Pandey | ROE049 | 2 | CSE1 | 31.32 | 9.93 | 10.61 | 7.45 | 3.34 | 6.6 | 69.25 | Above Avg |
| 17 | Sulekha Saxena | REE602 | 3 | EN2 | 31.23 | 10.37 | 10.28 | 7.29 | 3.58 | 7.41 | 70.16 | Good |
| 18 | Neeraj Jain | RAS-601 | 3 | 2CSE1 | 32.4 | 10.74 | 10.26 | 7.56 | 3.58 | 7.36 | 71.9 | Good |
| 19 | Pankaj Aggarwal | RCS-E22 | 3 | 2CSE1 | 32.49 | 10.86 | 10.67 | 7.18 | 3.73 | 7.2 | 72.13 | Good |
| 20 | V K Agrawal | REC405 | 2 | CSE1 | 31.82 | 10.74 | 10.77 | 7.91 | 3.51 | 7.42 | 72.17 | Good |
| 21 | Shiv Om Sharma | RAS-601 | 3 | ME1 | 33.93 | 10.53 | 10.23 | 7.26 | 3.74 | 7.58 | 73.27 | Good |
| 22 | Saurabh Kumar | RAS401 | 2 | ME1 | 33.17 | 11.06 | 10.76 | 7.17 | 3.76 | 7.4 | 73.32 | Good |
| 23 | Shiv Om Sharma | RAS-601 | 3 | IT1 | 33.21 | 11.15 | 10.91 | 7.27 | 3.58 | 7.22 | 73.34 | Good |
| 24 | Amit Kumar Pandey | RUC-601 | 3 | ME2 | 33.08 | 10.88 | 10.73 | 7.54 | 3.69 | 7.62 | 73.54 | Good |
| 25 | Akhlesh Kumar Srivastava | RCE-601 | 3 | CE1 | 33.93 | 10.92 | 10.89 | 7.28 | 3.75 | 7.43 | 74.2 | Good |
| 26 | Vivek Kumar | RBT061 | 3 | BT1 | 32.99 | 11.21 | 11.4 | 7.47 | 3.64 | 7.53 | 74.24 | Good |
| 27 | Rahul Kumar Pandey | ROE049 | 2 | CSE2 | 32.63 | 11.31 | 11.39 | 8.2 | 3.64 | 7.09 | 74.26 | Good |
| 28 | Sulekha Saxena | REE602 | 3 | EN1 | 34.56 | 10.65 | 11.09 | 7.06 | 3.71 | 7.23 | 74.3 | Good |
| 29 | Sapna Yadav | RCS603 | 3 | CSE1 | 33.71 | 11.06 | 11.09 | 7.37 | 3.7 | 7.54 | 74.47 | Good |
| 30 | Shubham Sharma | RME-062 | 3 | ME1 | 33.75 | 10.98 | 11.04 | 7.32 | 3.84 | 7.59 | 74.52 | Good |
| 31 | Suneel Kumar Kalla | RAS-601 | 3 | ME2 | 33.84 | 11.48 | 10.59 | 7.62 | 3.85 | 7.31 | 74.69 | Good |
| 32 | Swati Singh | RCS401 | 2 | CSE1 | 34.2 | 10.88 | 11.07 | 7.78 | 3.8 | 7.75 | 75.48 | Good |
| 33 | Chandra Pushpanjali Patel | RIT-E22 | 3 | CSE1 | 33.3 | 11.42 | 11.31 | 7.75 | 3.88 | 7.89 | 75.55 | Good |
| 34 | Bhupendra Kr Teli | NCS-085 | 4 | IT1 | 34.25 | 11.34 | 10.98 | 7.54 | 3.82 | 7.66 | 75.59 | Good |
| 35 | Babita Tyagi | KAS-204 | 1 | BT1 | 34.38 | 10.86 | 11.22 | 7.69 | 3.54 | 7.98 | 75.67 | Good |
| 36 | Ashutosh Yadav | KEE-201 | 1 | IT1 | 34.65 | 10.46 | 11.39 | 7.95 | 3.73 | 7.7 | 75.88 | Good |
| 37 | Sameer Anand | REC402 | 2 | EN1 | 34.2 | 11.25 | 11.6 | 7.73 | 3.82 | 7.58 | 76.18 | Good |
| 38 | Meenu Baliyan | KMB 204 | 1 | MBA1 | 34.02 | 11.36 | 11.72 | 7.69 | 3.81 | 7.69 | 76.29 | Good |
| 39 | Om Prakash Umrao | RME - 601 | 3 | ME2 | 34.61 | 11.37 | 10.97 | 7.58 | 3.95 | 7.9 | 76.38 | Good |
| 40 | Upasana Pandey | RCS401 | 2 | CSE2 | 34.34 | 11.18 | 11.42 | 8.13 | 3.73 | 7.77 | 76.57 | Good |
| 41 | Shruti Keshari | RCS403 | 2 | CSE1 | 35.01 | 11.6 | 11.18 | 7.76 | 3.63 | 7.53 | 76.71 | Good |
| 42 | Shiv Om Sharma | RAS-601 | 3 | CE1 | 34.65 | 11.36 | 11.36 | 7.57 | 3.93 | 7.91 | 76.78 | Good |
| 43 | Meenu Baliyan | KMB 203 | 1 | MBA1 | 34.83 | 11.19 | 11.78 | 7.93 | 3.91 | 7.52 | 77.16 | Good |
| 44 | Pradeep Kumar | KAS-201 | 1 | IT1 | 35.15 | 10.74 | 11.88 | 7.86 | 3.85 | 7.76 | 77.24 | Good |
| 45 | Anurag Mishra | NCS-801 | 4 | 2CSE1 | 34.7 | 11.42 | 11.66 | 8.05 | 3.8 | 7.63 | 77.26 | Good |
| 46 | Radha Raman Jha | NCE-801 | 4 | CE1 | 34.16 | 11.7 | 11.85 | 7.78 | 4 | 7.96 | 77.45 | Good |
| 47 | Neeraj Jain | RAS-601 | 3 | CSE3 | 35.69 | 11.36 | 11.39 | 7.52 | 3.82 | 7.74 | 77.52 | Good |
| 48 | Vivek Jain | RCS-601 | 3 | IT1 | 35.51 | 11.24 | 11.36 | 7.49 | 3.88 | 8.05 | 77.53 | Good |
| 49 | Gaurav Kumar Mishra | RME403 | 2 | ME2 | 36.14 | 11.46 | 11.33 | 8.03 | 3.4 | 7.76 | 78.12 | Good |
| 50 | Shaili Gupta | RCS-602 | 3 | CSE1 | 35.82 | 11.66 | 11.3 | 8.07 | 3.78 | 7.7 | 78.33 | Good |
| 51 | Meenu Baliyan | RMBFM04 | 2 | MBA1 | 34.79 | 11.9 | 12.11 | 7.6 | 3.87 | 8.2 | 78.47 | Good |
| 52 | Monalisa Panigrahi | REC-406 | 2 | IT2 | 35.51 | 12 | 12 | 7.85 | 3.98 | 7.72 | 79.06 | Good |
| 53 | Shashi Gupta | RMBFM05 | 2 | MBA1 | 35.69 | 11.96 | 12 | 7.93 | 4.02 | 7.9 | 79.5 | Good |
| 54 | Vinod Kumar Saini | NME-055 | 4 | ME1 | 36 | 12.11 | 11.54 | 8.14 | 4.24 | 7.86 | 79.89 | Good |
| 55 | Sapna Yadav | RCS603 | 3 | 2CSE1 | 35.91 | 11.76 | 11.81 | 8.22 | 4.09 | 8.29 | 80.08 | Very Good |
| 56 | Arashdeep Kaur | RUC 601 | 3 | EC2 | 36.5 | 11.6 | 11.97 | 7.91 | 3.97 | 8.27 | 80.22 | Very Good |
| 57 | Bhupesh Kumar Gupta | RUC-601CS | 3 | 2CSE1 | 35.69 | 12.11 | 12 | 7.95 | 4.11 | 8.42 | 80.28 | Very Good |
| 58 | Shashi Gupta | KMB 201 | 1 | MBA1 | 37.08 | 11.75 | 12.14 | 7.28 | 4.08 | 8.02 | 80.35 | Very Good |
| 59 | Akhlesh Kumar Srivastava | NCE-052 | 4 | CE1 | 35.82 | 12.03 | 12 | 8.49 | 4.08 | 7.98 | 80.4 | Very Good |
| 60 | Bibeka Nand Pathak | NME-065 | 4 | ME1 | 36.77 | 11.51 | 11.91 | 8.17 | 4.06 | 8 | 80.42 | Very Good |
| 61 | Monika Agarwal | NCS-080 | 4 | 2CSE1 | 36.09 | 12.14 | 12.2 | 8 | 3.98 | 8.25 | 80.66 | Very Good |
| 62 | V K Agrawal | REC405 | 2 | CSE2 | 37.53 | 11.28 | 12.06 | 8.36 | 3.57 | 8 | 80.8 | Very Good |
| 63 | Vivek Kumar | NBT-801 | 4 | BT1 | 36.32 | 12.18 | 12.11 | 8.21 | 4.01 | 8.12 | 80.95 | Very Good |
| 64 | Shashi Gupta | KMB 207 | 1 | MBA1 | 37.17 | 12.06 | 12.03 | 7.76 | 4.09 | 8.06 | 81.17 | Very Good |
| 65 | Updesh Kumar Jaiswal | NCS-085 | 4 | 2CSE1 | 36.59 | 12.24 | 12.11 | 8.27 | 4.03 | 7.95 | 81.19 | Very Good |
| 66 | Neeraj Jain | RAS-601 | 3 | CSE2 | 36.68 | 12.14 | 12.23 | 8.04 | 4.04 | 8.15 | 81.28 | Very Good |
| 67 | Monika Agarwal | NCS-080 | 4 | CSE3 | 36.68 | 12.15 | 12.33 | 7.73 | 4.05 | 8.34 | 81.28 | Very Good |
| 68 | Pradeep Kumar | KAS-201 | 1 | BT1 | 37.53 | 11.49 | 11.96 | 8.31 | 3.73 | 8.28 | 81.3 | Very Good |
| 69 | Annu Govind | REE603 | 3 | EN1 | 36.59 | 12 | 12.35 | 8.1 | 4.21 | 8.29 | 81.54 | Very Good |
| 70 | Updesh Kumar Jaiswal | NCS-085 | 4 | CSE1 | 38.03 | 11.69 | 11.94 | 8.11 | 3.95 | 8.02 | 81.74 | Very Good |
| 71 | Deepak Vishwakarma | NIT-801 | 4 | IT2 | 37.44 | 12.09 | 12 | 8.12 | 4.06 | 8.18 | 81.9 | Very Good |
| 72 | Mubina Shekh | RME-603 | 3 | ME1 | 36.54 | 12.27 | 12.3 | 8.38 | 4.4 | 8.22 | 82.11 | Very Good |
| 73 | Ravi Gupta | RCS-401 | 2 | IT2 | 36.09 | 12.45 | 12.36 | 8.35 | 4.13 | 8.85 | 82.23 | Very Good |
| 74 | Avdhesh Gupta | RCS-601 | 3 | CSE3 | 36.77 | 12.03 | 12.29 | 8.45 | 4.15 | 8.57 | 82.26 | Very Good |
| 75 | Veer Bhadra Pratap Singh | NCS-080 | 4 | IT1 | 37.44 | 12.26 | 12.51 | 8.2 | 3.89 | 8 | 82.3 | Very Good |
| 76 | Pankul Goel | NME-801 | 4 | ME2 | 37.08 | 12.27 | 12.24 | 8.22 | 4.1 | 8.34 | 82.3 | Very Good |
| 77 | Deepak Vishwakarma | NIT-801 | 4 | IT1 | 37.44 | 12.33 | 12.33 | 8.02 | 4.09 | 8.34 | 82.3 | Very Good |

| | | | | | | | | | | | | |
|-----|--------------------------|-----------|---|-------|-------|-------|-------|------|------|------|-------|-----------|
| 78 | Rahul Dayal | RAS 601 | 3 | EC2 | 36.9 | 12.17 | 12.44 | 8.33 | 4.2 | 8.53 | 82.57 | Very Good |
| 79 | Juhi Chaudhary | NCS-801 | 4 | CSE2 | 37.58 | 11.87 | 12.45 | 8.07 | 4.33 | 8.43 | 82.73 | Very Good |
| 80 | Pankaj Goel | REC405 | 2 | CSE3 | 38.34 | 11.87 | 12.36 | 8.3 | 4.1 | 7.78 | 82.75 | Very Good |
| 81 | Monalisa Panigrahi | REC-406 | 2 | IT1 | 38.57 | 12.06 | 12.14 | 7.51 | 4.28 | 8.21 | 82.77 | Very Good |
| 82 | Ravi Shankar Pal | RCS-602 | 3 | IT1 | 37.35 | 12.48 | 12.53 | 8.03 | 4.11 | 8.38 | 82.88 | Very Good |
| 83 | Shomini Parashar | RAS601 | 3 | BT1 | 37.35 | 12.17 | 12.38 | 8.32 | 4.25 | 8.59 | 83.06 | Very Good |
| 84 | Amit Kumar Pandey | RUC-601 | 3 | CE1 | 38.07 | 12.42 | 12 | 8.35 | 4.15 | 8.5 | 83.49 | Very Good |
| 85 | Saroj Kumar | REE064 | 3 | EN2 | 37.58 | 12.8 | 12.66 | 8.15 | 4.18 | 8.24 | 83.61 | Very Good |
| 86 | Annu Govind | REE603 | 3 | EN2 | 37.44 | 12.39 | 12.27 | 8.65 | 4.24 | 8.68 | 83.67 | Very Good |
| 87 | Ravi Shankar Pal | RCS-602 | 3 | IT2 | 37.94 | 12.15 | 12.65 | 8.35 | 4.15 | 8.58 | 83.82 | Very Good |
| 88 | Bhupesh Kumar Gupta | RUC-601CS | 3 | CSE1 | 38.12 | 12.6 | 12.32 | 8.37 | 4.13 | 8.32 | 83.86 | Very Good |
| 89 | Rajeev Kumar Chauhan | KEE-201 | 1 | BT1 | 38.34 | 12.24 | 12.89 | 8.17 | 3.66 | 8.76 | 84.06 | Very Good |
| 90 | Om Prakash Umrao | RME-061 | 3 | ME2 | 37.8 | 12.56 | 12.39 | 8.49 | 4.22 | 8.69 | 84.15 | Very Good |
| 91 | Rahul Kumar Pandey | ROE049 | 2 | 2CSE1 | 37.62 | 12.57 | 12.96 | 8.55 | 4.07 | 8.52 | 84.29 | Very Good |
| 92 | Gaurav Kumar Mishra | NME-801 | 4 | ME1 | 38.34 | 12.32 | 12.2 | 8.69 | 4.24 | 8.54 | 84.33 | Very Good |
| 93 | Monica Verma | KMB 206 | 1 | MBA1 | 37.94 | 12.66 | 12.84 | 8.39 | 4.14 | 8.39 | 84.36 | Very Good |
| 94 | Abhishek Sharma | REC 602 | 3 | EC1 | 38.25 | 12.63 | 12.2 | 8.5 | 4.39 | 8.48 | 84.45 | Very Good |
| 95 | Shomini Parashar | RAS602 | 3 | BT1 | 38.25 | 12.54 | 12.35 | 8.36 | 4.25 | 8.71 | 84.46 | Very Good |
| 96 | Saurabh Kumar | RAS-401 | 2 | CE1 | 40.05 | 11.93 | 12 | 8.25 | 3.85 | 8.5 | 84.58 | Very Good |
| 97 | Shiv Om Sharma | RAS-601 | 3 | IT2 | 37.8 | 12.87 | 12.75 | 8.43 | 4.33 | 8.53 | 84.71 | Very Good |
| 98 | Arunima Sirohi Tomer | KMB 202 | 1 | MBA1 | 38.16 | 12.59 | 12.92 | 8.37 | 4.22 | 8.61 | 84.87 | Very Good |
| 99 | Avdhesh Gupta | RCS-601 | 3 | CSE2 | 37.8 | 12.54 | 12.71 | 8.87 | 4.32 | 8.64 | 84.88 | Very Good |
| 100 | Raj Kumar Singh | REE064 | 3 | EN1 | 38.34 | 12.68 | 12.72 | 8.61 | 4.13 | 8.65 | 85.13 | Very Good |
| 101 | Arjun Singh Katiyar | RUC 601 | 3 | EC1 | 38.7 | 12.72 | 12.66 | 8.31 | 4.19 | 8.56 | 85.14 | Very Good |
| 102 | Pankaj Aggarwal | RCS-E22 | 3 | CSE2 | 37.94 | 12.8 | 12.63 | 8.74 | 4.29 | 8.85 | 85.25 | Very Good |
| 103 | Meghna Singh | RBT401 | 2 | BT1 | 37.89 | 12.84 | 12.95 | 8.65 | 4.28 | 8.67 | 85.28 | Very Good |
| 104 | Sameer Anand | RVE401 | 2 | CSE1 | 39.02 | 12.68 | 12.6 | 8 | 4.25 | 8.75 | 85.3 | Very Good |
| 105 | Arjun Singh Katiyar | RAS-601 | 3 | CSE1 | 39.06 | 12.84 | 12.53 | 8.25 | 4.18 | 8.49 | 85.35 | Very Good |
| 106 | Bhupesh Kumar Gupta | RUC-601CS | 3 | CSE3 | 38.57 | 12.72 | 12.8 | 8.41 | 4.27 | 8.62 | 85.39 | Very Good |
| 107 | Santosh Kumar Mishra | RVE401 | 2 | BT1 | 38.25 | 12.57 | 12.95 | 8.58 | 4.37 | 8.77 | 85.49 | Very Good |
| 108 | Bhupesh Kumar Gupta | RUC-601CS | 3 | CSE2 | 38.7 | 13.08 | 12.9 | 8.57 | 4.19 | 8.58 | 86.02 | Very Good |
| 109 | Ashish Awasthi | KMB 205 | 1 | MBA1 | 38.52 | 13.04 | 13.2 | 8.7 | 4.22 | 8.56 | 86.24 | Very Good |
| 110 | Rahul Dayal | RAS 601 | 3 | EC1 | 38.34 | 12.75 | 13.1 | 8.79 | 4.5 | 8.94 | 86.42 | Very Good |
| 111 | Anurag Mishra | NCS-801 | 4 | CSE3 | 38.66 | 12.95 | 12.8 | 8.86 | 4.39 | 8.78 | 86.44 | Very Good |
| 112 | Gaurav Kumar Mishra | RME403 | 2 | ME1 | 38.97 | 13.04 | 12.69 | 8.89 | 4.37 | 8.57 | 86.53 | Very Good |
| 113 | Mubina Shekh | NME-065 | 4 | ME2 | 39.02 | 13.13 | 12.95 | 8.63 | 4.52 | 8.33 | 86.58 | Very Good |
| 114 | Santosh Kumar Mishra | RBT602 | 3 | BT1 | 38.97 | 12.89 | 12.99 | 8.57 | 4.4 | 8.79 | 86.61 | Very Good |
| 115 | Varun Kumar Singhal | RAS601 | 3 | EN1 | 38.48 | 12.83 | 13.07 | 8.9 | 4.33 | 9.03 | 86.64 | Very Good |
| 116 | Meghna Singh | NBT-063 | 4 | BT1 | 39.06 | 12.87 | 13.11 | 8.79 | 4.19 | 8.63 | 86.65 | Very Good |
| 117 | Archana Sharma | KAS-204 | 1 | IT1 | 39.15 | 12.69 | 12.81 | 9 | 4.3 | 8.7 | 86.65 | Very Good |
| 118 | Arvind Kumar Sharma | KAS-204 | 1 | EC1 | 38.75 | 12.92 | 13.23 | 8.28 | 4.54 | 9.09 | 86.81 | Very Good |
| 119 | Shaili Gupta | RCS-602 | 3 | CSE2 | 39.56 | 12.68 | 12.9 | 8.92 | 4.23 | 8.53 | 86.82 | Very Good |
| 120 | Om Prakash Umrao | RME - 601 | 3 | ME1 | 40.05 | 12.75 | 12.75 | 8.48 | 4.29 | 8.5 | 86.82 | Very Good |
| 121 | Ankit Kumar Saxena | NME-051 | 4 | 2ME1 | 40.14 | 12.5 | 12.26 | 8.67 | 4.46 | 8.92 | 86.95 | Very Good |
| 122 | Veer Bhadra Pratap Singh | NCS-080 | 4 | IT2 | 39.2 | 12.62 | 13.37 | 8.62 | 4.33 | 8.91 | 87.05 | Very Good |
| 123 | Vivek Jain | RCS-601 | 3 | IT2 | 39.6 | 12.8 | 13.02 | 8.45 | 4.29 | 8.9 | 87.06 | Very Good |
| 124 | Ashish Awasthi | KMB 208 | 1 | MBA1 | 39.51 | 13.08 | 13.05 | 8.63 | 4.28 | 8.63 | 87.18 | Very Good |
| 125 | Sherish Johri | RIT-601 | 3 | IT1 | 39.42 | 12.93 | 12.89 | 8.57 | 4.39 | 9.05 | 87.25 | Very Good |
| 126 | Deepak Kumar | KEE-201 | 1 | IT3 | 39.29 | 12.92 | 13.4 | 8.9 | 4.23 | 8.54 | 87.28 | Very Good |
| 127 | Amit Kumar Pandey | NME-062 | 4 | ME1 | 38.84 | 12.95 | 12.95 | 9.03 | 4.52 | 9.03 | 87.32 | Very Good |
| 128 | Vishan Kumar Gupta | NCS-080 | 4 | CSE2 | 40.01 | 13.05 | 12.78 | 8.35 | 4.28 | 8.87 | 87.34 | Very Good |
| 129 | Sujeet Kumar | REC 064 | 3 | EC1 | 39.96 | 12.69 | 12.81 | 8.85 | 4.32 | 8.75 | 87.38 | Very Good |
| 130 | Shivani Agarwal | RCS402 | 2 | CSE2 | 39.2 | 13.02 | 13.34 | 8.84 | 4.16 | 8.98 | 87.54 | Very Good |
| 131 | Pankul Goel | NME-055 | 4 | ME2 | 38.34 | 13.17 | 13.22 | 9.22 | 4.58 | 9.26 | 87.79 | Very Good |
| 132 | Siddhi Nath Rajan | RIT-E22 | 3 | IT2 | 38.93 | 13.28 | 13.4 | 8.83 | 4.45 | 8.98 | 87.87 | Very Good |
| 133 | Rashmi Chandra | NBT-053 | 4 | BT1 | 39.38 | 13.32 | 13.32 | 8.88 | 4.44 | 8.63 | 87.97 | Very Good |
| 134 | Pragya | RAS-602 | 3 | IT2 | 40.5 | 12.98 | 12.95 | 8.65 | 4.28 | 8.7 | 88.06 | Very Good |
| 135 | Vivek Kumar | NBT-052 | 4 | BT1 | 39.83 | 12.89 | 13.11 | 8.81 | 4.47 | 8.96 | 88.07 | Very Good |
| 136 | Mayank Aggarwal | RAS601 | 3 | EN2 | 39.69 | 12.93 | 13.32 | 8.85 | 4.44 | 8.94 | 88.17 | Very Good |
| 137 | ATUL KUMAR | NCS-085 | 4 | CSE2 | 40.23 | 12.95 | 12.95 | 8.85 | 4.41 | 8.81 | 88.2 | Very Good |
| 138 | Saurabh Dubey | RCE-603 | 3 | CE1 | 39.51 | 13.25 | 13.47 | 8.83 | 4.45 | 8.78 | 88.29 | Very Good |
| 139 | Arvind Kumar Sharma | KAS-204 | 1 | CSE5 | 40.68 | 13.14 | 13.28 | 8.46 | 4.1 | 8.93 | 88.59 | Very Good |
| 140 | Pankaj Goel | REC405 | 2 | 2CSE1 | 39.96 | 13.13 | 13.4 | 8.96 | 4.42 | 8.8 | 88.67 | Very Good |
| 141 | Siddhi Nath Rajan | RIT-E22 | 3 | IT1 | 40.64 | 13.1 | 13.1 | 8.73 | 4.38 | 8.78 | 88.73 | Very Good |
| 142 | Sumit Sharma | RUC-601 | 3 | ME1 | 40.41 | 13.02 | 13.17 | 8.88 | 4.41 | 8.92 | 88.81 | Very Good |
| 143 | Vikram Singh | KAS-201 | 1 | IT2 | 40.64 | 13.16 | 13.35 | 8.79 | 4.18 | 8.87 | 88.99 | Very Good |
| 144 | Yogesh Kumar Yadav | RVE-401 | 2 | IT1 | 40.41 | 13.41 | 13.16 | 8.72 | 4.48 | 9.09 | 89.27 | Very Good |
| 145 | Anjali Sardana | RCS402 | 2 | CSE3 | 39.83 | 13.25 | 13.7 | 8.96 | 4.57 | 9.02 | 89.33 | Very Good |
| 146 | Archana Sharma | KAS-204 | 1 | IT3 | 40.82 | 13.35 | 13.35 | 8.78 | 4.33 | 8.73 | 89.36 | Very Good |
| 147 | Shivani Agarwal | RCS402 | 2 | CSE1 | 40.68 | 13.13 | 13.4 | 8.96 | 4.35 | 8.91 | 89.43 | Very Good |
| 148 | Balwant Singh | REC 602 | 3 | EC2 | 40.59 | 12.87 | 13.44 | 8.96 | 4.37 | 9.24 | 89.47 | Very Good |
| 149 | Sameer Anand | RVE401 | 2 | CSE2 | 40.73 | 13.58 | 13.37 | 8.82 | 4.06 | 8.98 | 89.54 | Very Good |
| 150 | Mukesh Kumar Singh | RCS-602 | 3 | CSE3 | 40.59 | 12.99 | 13.71 | 8.95 | 4.43 | 8.98 | 89.65 | Very Good |
| 151 | Dinesh kumar | RCS403 | 2 | CSE2 | 41.45 | 12.99 | 13.2 | 9.07 | 4.24 | 8.73 | 89.68 | Very Good |
| 152 | Sulekha Saxena | ROE047 | 2 | EN1 | 40.59 | 13.25 | 13.38 | 8.98 | 4.51 | 9.03 | 89.74 | Very Good |
| 153 | Hari Shanker | KAS-203 | 1 | IT3 | 41.4 | 13.1 | 13.2 | 9 | 4.36 | 8.68 | 89.74 | Very Good |
| 154 | Sherish Johri | RIT-601 | 3 | IT2 | 40.5 | 13.35 | 13.28 | 9.05 | 4.57 | 9.03 | 89.78 | Very Good |
| 155 | Gyanesh Singh | RUC601 | 3 | EN1 | 40.64 | 13.35 | 13.5 | 8.58 | 4.5 | 9.29 | 89.86 | Very Good |
| 156 | Upendra Mishra | RCS-602 | 2 | IT2 | 40.5 | 13.5 | 13.47 | 9 | 4.45 | 9.04 | 89.96 | Very Good |
| 157 | Bhupendra Kr Teli | NCS-085 | 4 | IT2 | 40.37 | 13.41 | 13.5 | 9.06 | 4.58 | 9.12 | 90.04 | Excellent |
| 158 | Saurabh Kumar | RAS401 | 2 | ME2 | 40.77 | 13.28 | 13.5 | 9.09 | 4.2 | | | |
| 159 | Akshay Kumar | RCE-061 | 3 | CE1 | 41.67 | 13.17 | 13.08 | 8.8 | 4.4 | 9.09 | | |

| | | | | | | | | | | | | |
|-----|-----------------------------|---------|---|-------|-------|-------|-------|------|------|------|-------|-----------|
| 160 | Arjun Singh Katiyar | REC 601 | 3 | EC2 | 41 | 13.31 | 13.53 | 8.89 | 4.44 | 9.07 | 90.24 | Excellent |
| 161 | Yogesh Kumar Yadav | RVE-401 | 2 | IT2 | 41.58 | 13.4 | 12.75 | 8.76 | 4.59 | 9.17 | 90.25 | Excellent |
| 162 | Pragya | RAS-602 | 3 | IT1 | 41.22 | 13.5 | 13.17 | 8.73 | 4.54 | 9.11 | 90.27 | Excellent |
| 163 | Praveen Kumar | NEC 042 | 4 | EC2 | 40.37 | 13.62 | 13.58 | 9.24 | 4.54 | 9 | 90.35 | Excellent |
| 164 | Mubina Shekh | NME-065 | 4 | 2ME1 | 40.68 | 13.61 | 13.11 | 9.22 | 4.61 | 9.22 | 90.45 | Excellent |
| 165 | Deepak Kumar | KEE-201 | 1 | EC1 | 41.22 | 13.19 | 13.56 | 9.07 | 4.43 | 9.07 | 90.54 | Excellent |
| 166 | Ankit Kumar Saxena | NME-051 | 4 | ME1 | 40.28 | 13.34 | 13.82 | 9.26 | 4.45 | 9.42 | 90.57 | Excellent |
| 167 | ATUL KUMAR | NCS-085 | 4 | CSE3 | 40.82 | 13.4 | 13.71 | 9.24 | 4.46 | 9.05 | 90.68 | Excellent |
| 168 | Praveen Kumar | RIC 603 | 3 | EC2 | 41.22 | 13.67 | 13.47 | 8.96 | 4.37 | 9.02 | 90.71 | Excellent |
| 169 | Bibeka Nand Pathak | RME402 | 2 | ME2 | 41.18 | 13.64 | 13.23 | 9.27 | 4.5 | 9 | 90.82 | Excellent |
| 170 | Upendra Mishra | RCS-402 | 2 | IT1 | 41.45 | 13.73 | 13.22 | 9.02 | 4.5 | 8.98 | 90.9 | Excellent |
| 171 | Amit Kumar Pandey | NME-062 | 4 | ME2 | 41.18 | 13.61 | 13.61 | 8.81 | 4.58 | 9.11 | 90.9 | Excellent |
| 172 | Ankit Kumar Saxena | NME-051 | 4 | ME2 | 41.27 | 13.56 | 13.01 | 9.13 | 4.61 | 9.33 | 90.91 | Excellent |
| 173 | Abhishek Saxena | NME-801 | 4 | 2ME1 | 41.81 | 13.35 | 13.19 | 9.1 | 4.46 | 9.04 | 90.95 | Excellent |
| 174 | Akshay Kumar | NCE-062 | 4 | CE1 | 41.22 | 13.5 | 13.77 | 9.04 | 4.45 | 8.98 | 90.96 | Excellent |
| 175 | Amit Kumar Pandey | NME-062 | 4 | 2ME1 | 41.36 | 13.86 | 13.5 | 9 | 4.53 | 8.71 | 90.96 | Excellent |
| 176 | Arvind Kumar Sharma | KAS-204 | 1 | IT2 | 41.54 | 13.31 | 13.46 | 8.87 | 4.57 | 9.31 | 91.06 | Excellent |
| 177 | Priya Ranjan Kumar | RCH 406 | 2 | BT1 | 40.86 | 13.56 | 13.79 | 9.25 | 4.59 | 9.08 | 91.13 | Excellent |
| 178 | Atul Kumar Singh | RCS603 | 3 | CSE2 | 41.36 | 13.7 | 13.53 | 8.92 | 4.54 | 9.08 | 91.13 | Excellent |
| 179 | Pranav Dixit | KAS-203 | 1 | IT2 | 41.31 | 13.55 | 13.62 | 9.26 | 4.48 | 9.08 | 91.3 | Excellent |
| 180 | Abhishek Sharma | NEC-802 | 4 | EC2 | 41.45 | 13.43 | 13.74 | 9.11 | 4.56 | 9.08 | 91.37 | Excellent |
| 181 | Ravi Kumar | RIC 603 | 3 | EC1 | 41.18 | 13.7 | 13.7 | 9.06 | 4.55 | 9.27 | 91.46 | Excellent |
| 182 | Shomini Parashar | RAS-402 | 2 | CE1 | 40.95 | 13.8 | 13.95 | 9.25 | 4.53 | 9 | 91.48 | Excellent |
| 183 | Arunima Sirohi Tomer | RMB402 | 2 | MBA1 | 41.18 | 13.58 | 13.8 | 9.15 | 4.59 | 9.2 | 91.5 | Excellent |
| 184 | Sujeet Kumar | REC 064 | 3 | EC2 | 41.81 | 13.61 | 13.1 | 9.13 | 4.56 | 9.36 | 91.57 | Excellent |
| 185 | Jaya Nidhi Vashishtha | ROE 041 | 2 | EC2 | 41.13 | 13.5 | 13.79 | 9.31 | 4.61 | 9.39 | 91.73 | Excellent |
| 186 | Indu Bhatt | RBT 403 | 2 | BT1 | 41.18 | 13.73 | 13.88 | 9.29 | 4.6 | 9.23 | 91.91 | Excellent |
| 187 | Umang Sharma | KEE-201 | 1 | IT2 | 43.02 | 13.46 | 13.16 | 8.9 | 4.31 | 9.13 | 91.98 | Excellent |
| 188 | Abhishek Saxena | RME402 | 2 | ME1 | 41.54 | 13.71 | 13.64 | 9.11 | 4.7 | 9.29 | 91.99 | Excellent |
| 189 | Jasvendra Tyagi | KAS-201 | 1 | ME1 | 41.54 | 13.62 | 14.13 | 9.35 | 4.39 | 9 | 92.03 | Excellent |
| 190 | Anurag Gupta | KCS-201 | 1 | CSE5 | 42.26 | 13.4 | 13.76 | 9.35 | 4.48 | 8.98 | 92.23 | Excellent |
| 191 | Pravesh Chandra Srivastava | KAS-203 | 1 | CSE5 | 42.17 | 13.73 | 13.76 | 9.2 | 4.31 | 9.07 | 92.24 | Excellent |
| 192 | Atul Kumar Singh | RCS603 | 3 | CSE3 | 42.12 | 13.61 | 13.58 | 9.21 | 4.56 | 9.22 | 92.3 | Excellent |
| 193 | Priya Ranjan Kumar | RHU001 | 2 | MBA1 | 42.08 | 13.55 | 13.7 | 9.1 | 4.57 | 9.33 | 92.33 | Excellent |
| 194 | Archana Sharma | KAS-204 | 1 | ME1 | 41.54 | 13.68 | 14.03 | 9.35 | 4.6 | 9.15 | 92.35 | Excellent |
| 195 | Narendra Kumar | RBT 402 | 2 | BT1 | 41.27 | 13.88 | 14.13 | 9.33 | 4.66 | 9.17 | 92.44 | Excellent |
| 196 | Sonam Soni | RCS-405 | 2 | CE1 | 41.63 | 13.43 | 13.88 | 9.6 | 4.63 | 9.4 | 92.57 | Excellent |
| 197 | Kanika Gupta | RME401 | 2 | ME1 | 41.54 | 13.97 | 14.06 | 9.09 | 4.66 | 9.26 | 92.58 | Excellent |
| 198 | Chetana Sharma | RAS403 | 2 | BT1 | 41.99 | 13.82 | 13.85 | 9.15 | 4.66 | 9.13 | 92.6 | Excellent |
| 199 | Archana Sharma | KAS-204 | 1 | EN1 | 42.53 | 13.5 | 13.5 | 9.28 | 4.48 | 9.38 | 92.67 | Excellent |
| 200 | Monica Verma | RMB401 | 2 | MBA1 | 42.21 | 13.73 | 13.73 | 9.35 | 4.59 | 9.28 | 92.89 | Excellent |
| 201 | Vijay Kumar | NEC803 | 4 | EN2 | 41 | 13.98 | 14.24 | 9.57 | 4.74 | 9.45 | 92.98 | Excellent |
| 202 | Pravesh Chandra Srivastava | KAS-203 | 1 | IT1 | 42.57 | 13.95 | 13.67 | 9.3 | 4.49 | 9.08 | 93.06 | Excellent |
| 203 | Raj Kumar Singh | NEE041 | 4 | EN2 | 41.45 | 13.67 | 14.33 | 9.47 | 4.75 | 9.43 | 93.1 | Excellent |
| 204 | Pankul Goel | NME-055 | 4 | 2ME1 | 42.12 | 13.79 | 14.04 | 9.36 | 4.57 | 9.25 | 93.13 | Excellent |
| 205 | Priya Ranjan Kumar | RBT601 | 3 | BT1 | 42.03 | 13.8 | 13.98 | 9.3 | 4.68 | 9.36 | 93.15 | Excellent |
| 206 | Swati Singh | RCS401 | 2 | 2CSE1 | 41.94 | 13.98 | 13.98 | 9.34 | 4.67 | 9.27 | 93.18 | Excellent |
| 207 | Om Prakash Yadav | NEE801 | 4 | EN2 | 41.45 | 13.95 | 14.24 | 9.45 | 4.73 | 9.38 | 93.2 | Excellent |
| 208 | Neeraj Jain | NEC 042 | 4 | EC1 | 41.76 | 14.01 | 14.21 | 9.31 | 4.72 | 9.25 | 93.26 | Excellent |
| 209 | Jasvendra Tyagi | KAS-201 | 1 | EC1 | 42.57 | 13.58 | 13.92 | 9.56 | 4.58 | 9.12 | 93.33 | Excellent |
| 210 | Anjali Sardana | RCS402 | 2 | 2CSE1 | 41.85 | 13.91 | 14.04 | 9.54 | 4.68 | 9.5 | 93.52 | Excellent |
| 211 | Arunima Sirohi Tomer | RMBHR04 | 2 | MBA1 | 41.63 | 14.07 | 14.16 | 9.44 | 4.72 | 9.5 | 93.52 | Excellent |
| 212 | K V V N S Sundari Kameswari | RAS-401 | 2 | IT1 | 42.12 | 13.95 | 14.04 | 9.43 | 4.67 | 9.32 | 93.53 | Excellent |
| 213 | Rashmi Chandra | RBT063 | 3 | BT1 | 41.81 | 14.06 | 14.09 | 9.39 | 4.7 | 9.49 | 93.54 | Excellent |
| 214 | Juhi Chaudhary | NCS-801 | 4 | CSE1 | 42.3 | 13.92 | 14.13 | 9.25 | 4.63 | 9.34 | 93.57 | Excellent |
| 215 | Atul Kumar Kushwaha | REE601 | 3 | EN1 | 42.08 | 14.18 | 14.03 | 9.32 | 4.66 | 9.32 | 93.59 | Excellent |
| 216 | Neetu Goel | KAS-202 | 1 | CSE5 | 42.84 | 13.89 | 14.12 | 9.83 | 4.13 | 8.78 | 93.59 | Excellent |
| 217 | Raza Rasool | KAS-202 | 1 | EN1 | 42.3 | 14.22 | 14.18 | 9.05 | 4.37 | 9.5 | 93.62 | Excellent |
| 218 | Kamakshi | REC 601 | 3 | EC1 | 42.57 | 14.03 | 13.7 | 9.21 | 4.61 | 9.54 | 93.66 | Excellent |
| 219 | K V V N S Sundari Kameswari | ROE049 | 2 | CSE3 | 43.74 | 13.73 | 14.36 | 9.09 | 4.22 | 8.7 | 93.84 | Excellent |
| 220 | Saroj Kumar | NEE041 | 4 | EN1 | 42.57 | 13.65 | 13.91 | 9.46 | 4.73 | 9.56 | 93.88 | Excellent |
| 221 | Nizam Uddin Khan | RCS-403 | 2 | IT2 | 42.26 | 13.95 | 14.06 | 9.61 | 4.68 | 9.35 | 93.91 | Excellent |
| 222 | Suman Gupta | RVE401 | 2 | 2CSE1 | 42.57 | 14.04 | 13.98 | 9.32 | 4.73 | 9.41 | 94.05 | Excellent |
| 223 | Hari Shanker | KBT-201 | 1 | BT1 | 43.43 | 14 | 14.03 | 9.24 | 4.26 | 9.18 | 94.14 | Excellent |
| 224 | Narendra Kumar | NBT-061 | 4 | BT1 | 42.21 | 14.13 | 14.25 | 9.42 | 4.69 | 9.5 | 94.2 | Excellent |
| 225 | Om Prakash Yadav | NEE801 | 4 | EN1 | 42.39 | 14.03 | 14.22 | 9.4 | 4.78 | 9.5 | 94.32 | Excellent |
| 226 | Ekta Pandey | KAS-203 | 1 | EC1 | 42.48 | 14.16 | 14.24 | 9.63 | 4.61 | 9.26 | 94.38 | Excellent |
| 227 | Sumit Sharma | RME-603 | 3 | ME2 | 42.39 | 14.22 | 14.22 | 9.4 | 4.64 | 9.52 | 94.39 | Excellent |
| 228 | Kanika Gupta | RME401 | 2 | ME2 | 42.84 | 14.22 | 14.04 | 9.45 | 4.44 | 9.55 | 94.54 | Excellent |
| 229 | Kamakshi | NEC-801 | 4 | EC2 | 42.98 | 14.25 | 13.94 | 9.26 | 4.66 | 9.45 | 94.54 | Excellent |
| 230 | Arashdeep Kaur | REC 403 | 2 | EC2 | 42.39 | 14.25 | 14.13 | 9.58 | 4.74 | 9.53 | 94.62 | Excellent |
| 231 | Dinesh kumar | RCS403 | 2 | 2CSE1 | 42.53 | 14.15 | 14.15 | 9.52 | 4.73 | 9.55 | 94.63 | Excellent |
| 232 | Mayank Aggarwal | NEC803 | 4 | EN1 | 42.75 | 14.19 | 14.13 | 9.44 | 4.68 | 9.5 | 94.69 | Excellent |
| 233 | Mohit Rastogi | KAS-203 | 1 | EN1 | 43.56 | 14.15 | 13.73 | 9.38 | 4.5 | 9.43 | 94.75 | Excellent |
| 234 | R N Baral | NEC-801 | 4 | EC1 | 42.21 | 14.39 | 14.49 | 9.63 | 4.85 | 9.63 | 95.2 | Excellent |
| 235 | Arunima Sirohi Tomer | RMBHR05 | 2 | MBA1 | 42.48 | 14.16 | 14.51 | 9.44 | 4.84 | 9.78 | 95.1 | Excellent |
| 236 | Ashish Awasthi | RMBMK05 | 2 | MBA1 | 42.75 | 14.45 | 14.34 | 9.56 | 4.85 | 9.69 | 95.64 | Excellent |
| 237 | Suman Gupta | RVE401 | 2 | CSE3 | 43.52 | 14.22 | 14.42 | 9.11 | 4.79 | 9.67 | 95.73 | Excellent |
| 238 | Vijay Kumar | REE401 | 2 | EN1 | 43.2 | 14.45 | 14.36 | 9.43 | 4.75 | 9.55 | 95.74 | Excellent |
| 239 | Tej Singh | KAS-203 | 1 | ME1 | 43.29 | 14.13 | 14.37 | 9.62 | 4.73 | 9.65 | 95.79 | Excellent |
| 240 | Saurabh Dubey | RCE-402 | 2 | CE1 | 43.43 | 14.4 | 14.4 | 9.6 | 4.65 | | | |
| 241 | Arashdeep Kaur | REC 403 | 2 | EC1 | 43.52 | 14.28 | 14.09 | 9.76 | 4.76 | 9.7 | | |

| | | | | | | | | | | | | |
|-----|-----------------------------|---------|---|-------|-------|-------|-------|------|------|------|-------|-----------|
| 242 | Neha Singh | KBT-202 | 1 | BT1 | 43.52 | 14.51 | 14 | 9.67 | 4.84 | 9.67 | 96.21 | Excellent |
| 243 | Varun Kumar Singhal | REE402 | 2 | EN1 | 43.65 | 14.22 | 14.4 | 9.75 | 4.72 | 9.53 | 96.27 | Excellent |
| 244 | Ashish Awasthi | RMBMK04 | 2 | MBA1 | 43.16 | 14.57 | 14.34 | 9.65 | 4.87 | 9.74 | 96.33 | Excellent |
| 245 | Suman Gupta | RAS402 | 2 | ME1 | 44.24 | 14.45 | 14.36 | 9.4 | 4.67 | 9.31 | 96.43 | Excellent |
| 246 | Snigdha Chaturvedi | REE409 | 2 | ME2 | 43.79 | 14.6 | 14.46 | 9.61 | 4.46 | 9.55 | 96.47 | Excellent |
| 247 | Vikram Singh | KAS-201 | 1 | IT3 | 43.92 | 14.39 | 14.24 | 9.66 | 4.72 | 9.56 | 96.49 | Excellent |
| 248 | Ram Sewak Singh | NEC-802 | 4 | EC1 | 43.47 | 14.58 | 14.45 | 9.5 | 4.85 | 9.69 | 96.54 | Excellent |
| 249 | Suman Gupta | RAS402 | 2 | ME2 | 43.65 | 14.6 | 14.51 | 9.48 | 4.59 | 9.82 | 96.65 | Excellent |
| 250 | Jaya Nidhi Vashishtha | ROE 041 | 2 | EC1 | 43.65 | 14.42 | 14.37 | 9.7 | 4.82 | 9.82 | 96.78 | Excellent |
| 251 | Atul Kumar Kushwaha | REE405 | 2 | EN1 | 43.79 | 14.48 | 14.28 | 9.63 | 4.88 | 9.73 | 96.79 | Excellent |
| 252 | Vishan Kumar Gupta | NCS-080 | 4 | CSE1 | 43.83 | 14.46 | 14.43 | 9.68 | 4.84 | 9.74 | 96.98 | Excellent |
| 253 | K V V N S Sundari Kameswari | RAS-401 | 2 | IT2 | 43.74 | 14.64 | 14.64 | 9.67 | 4.74 | 9.57 | 97 | Excellent |
| 254 | Om Prakash Yadav | RAS402 | 2 | EN1 | 43.88 | 14.6 | 14.6 | 9.53 | 4.85 | 9.7 | 97.16 | Excellent |
| 255 | Mukesh Kumar Singh | RCS-602 | 3 | 2CSE1 | 43.92 | 14.54 | 14.67 | 9.73 | 4.82 | 9.56 | 97.24 | Excellent |
| 256 | Snigdha Chaturvedi | REE409 | 2 | ME1 | 44.1 | 14.57 | 14.49 | 9.71 | 4.82 | 9.6 | 97.29 | Excellent |
| 257 | Ram Sewak Singh | NEC-802 | 4 | 2EC1 | 44.01 | 14.54 | 14.72 | 9.72 | 4.85 | 9.72 | 97.56 | Excellent |
| 258 | Atul Kumar Kushwaha | REE601 | 3 | EN2 | 43.92 | 14.78 | 14.57 | 9.74 | 4.87 | 9.79 | 97.67 | Excellent |
| 259 | Praveen Chaurasia | REC 402 | 2 | EC1 | 44.19 | 14.55 | 14.78 | 9.88 | 4.81 | 9.67 | 97.88 | Excellent |
| 260 | Ravi Kumar | NEC 042 | 4 | 2EC1 | 44.15 | 14.58 | 14.76 | 9.72 | 4.89 | 9.81 | 97.91 | Excellent |
| 261 | Nizam Uddin Khan | RCS-403 | 2 | IT1 | 44.42 | 14.61 | 14.61 | 9.74 | 4.9 | 9.74 | 98.02 | Excellent |
| 262 | Priyanka | RCS 406 | 2 | EC1 | 44.19 | 14.69 | 14.69 | 9.73 | 4.94 | 9.82 | 98.06 | Excellent |
| 263 | Balwant Singh | NEC-801 | 4 | 2EC1 | 44.46 | 14.76 | 14.72 | 9.78 | 4.91 | 9.78 | 98.41 | Excellent |
| 264 | Priyanka | RCS 406 | 2 | EC2 | 44.24 | 14.84 | 14.75 | 9.78 | 4.93 | 9.89 | 98.43 | Excellent |
| 265 | Puneet Kr. Varshney | KCS-201 | 1 | EN1 | 44.55 | 14.85 | 14.7 | 9.88 | 4.69 | 9.85 | 98.52 | Excellent |
| 266 | Jyoti Guglani | REC 401 | 2 | EC1 | 44.46 | 14.87 | 14.87 | 9.85 | 4.87 | 9.88 | 98.8 | Excellent |
| 267 | Praveen Chaurasia | REC 402 | 2 | EC2 | 44.73 | 14.67 | 14.79 | 9.92 | 4.93 | 9.83 | 98.87 | Excellent |
| 268 | R N Baral | RVE 401 | 2 | EC1 | 44.6 | 14.91 | 14.78 | 9.88 | 4.88 | 9.91 | 98.96 | Excellent |
| 269 | Jyoti Guglani | REC 401 | 2 | EC2 | 44.73 | 14.79 | 14.88 | 9.89 | 4.93 | 9.78 | 99 | Excellent |
| 270 | Umang Sharma | KEE-201 | 1 | ME1 | 44.82 | 14.78 | 14.88 | 9.92 | 4.87 | 9.85 | 99.12 | Excellent |
| 271 | R N Baral | RVE 401 | 2 | EC2 | 44.73 | 14.75 | 14.91 | 9.92 | 4.93 | 9.94 | 99.18 | Excellent |


 Director
 IMS Engineering College
 Ghaziabad

| Faculty Name | Subject Code | Year | Branch | Subject knowledge and lecture delivery | Generates interest in the subject | Encourages questions from students | Maintains class discipline | Supplements lectures with PPT/Video lesson/Quiz | Links subject with life experiences | Total Marks | Status |
|---------------------------|--------------|------|--------|--|-----------------------------------|------------------------------------|----------------------------|---|-------------------------------------|-------------|-----------|
| Updesh Kumar Jaiswal | RCS-503 | 3 | IT1 | 23.76 | 7.92 | 7.92 | 5.37 | 2.73 | 6.02 | 53.72 | Average |
| Shubham Singh | RCS-071 | 4 | CSE3 | 26.19 | 8.33 | 8.82 | 6.02 | 2.87 | 5.8 | 58.03 | Average |
| Vijaya Singh | KCS-302 | 2 | CSE3 | 28.31 | 8.3 | 8.79 | 5.93 | 2.79 | 5.76 | 59.88 | Average |
| Chandra Pushpanjali Patel | ROE074 | 4 | CSE3 | 27.9 | 9.48 | 9 | 6.29 | 3.11 | 6.5 | 62.28 | Above Avg |
| C V S Siva Prasad | RBT503 | 3 | BT1 | 27.9 | 9.21 | 8.91 | 6.78 | 3.3 | 6.33 | 62.43 | Above Avg |
| Vijaya Singh | KCS-302 | 2 | CSE4 | 28.35 | 8.93 | 9.66 | 6.95 | 3.07 | 6.12 | 63.08 | Above Avg |
| Deepti Aggarwal | RCS-077 | 4 | CSE3 | 29.84 | 9.48 | 9.81 | 6.45 | 3.09 | 6.5 | 65.17 | Above Avg |
| R N Baral | REC 075 | 4 | EC2 | 29.16 | 9.9 | 10.29 | 6.74 | 3.36 | 6.67 | 66.12 | Above Avg |
| Pankaj Aggarwal | RCS-502 | 3 | CSE1 | 29.25 | 9.45 | 9.86 | 7.44 | 3.58 | 6.57 | 66.15 | Above Avg |
| Vidushi Chauhan | RCE-052 | 3 | CE1 | 30.87 | 9.78 | 9.78 | 6.62 | 3.22 | 6.19 | 66.46 | Above Avg |
| Ashutosh Yadav | RAS502 | 3 | EN1 | 30.74 | 9.65 | 9.86 | 6.68 | 3.43 | 6.57 | 66.93 | Above Avg |
| Vivek Kumar Jain | RME-702 | 4 | ME2 | 30.2 | 9.6 | 10.07 | 7.04 | 3.39 | 6.94 | 67.24 | Above Avg |
| AJAY KUMAR SAHU | RIT701 | 4 | IT1 | 31.1 | 10.02 | 10.1 | 6.82 | 3.48 | 6.77 | 68.29 | Above Avg |
| Suneel Kumar Kalla | RAS-501 | 3 | CE1 | 30.87 | 10.14 | 10.29 | 7.05 | 3.65 | 7.05 | 69.05 | Above Avg |
| Pankul Goel | RME-071 | 4 | ME1 | 32.58 | 10.22 | 9.78 | 7.29 | 3.55 | 6.95 | 70.37 | Good |
| Vivek Kumar (BT) | KBT-301 | 2 | BT1 | 30.02 | 10.74 | 11.09 | 7.42 | 3.85 | 7.39 | 70.51 | Good |
| Shashi Gupta | KMB103 | 1 | MBA1 | 32.27 | 10.37 | 10.41 | 7.02 | 3.52 | 7.19 | 70.78 | Good |
| Pankul Goel | RME-071 | 4 | ME2 | 31.86 | 10.34 | 10.76 | 7.08 | 3.72 | 7.06 | 70.82 | Good |
| Pankaj Aggarwal | RCS-502 | 3 | CSE3 | 31.1 | 10.19 | 10.82 | 7.66 | 3.79 | 7.4 | 70.96 | Good |
| Vivek Jain | RCS-501 | 3 | CSE2 | 32.49 | 9.9 | 10.14 | 7.48 | 3.58 | 7.42 | 71.01 | Good |
| Avdesh Gupta | KCS302 | 2 | IT1 | 32 | 10.16 | 10.94 | 7.57 | 3.6 | 7 | 71.27 | Good |
| Sherish Johri | KCS-101 | 1 | ASH7 | 32.67 | 10.08 | 9.66 | 8.23 | 3.62 | 7.02 | 71.28 | Good |
| Shruti Keshari | RCS-052 | 3 | CSE1 | 31.91 | 10.37 | 11 | 7.43 | 3.68 | 7.24 | 71.63 | Good |
| Juhi Chaudhary | KCS-303 | 2 | CSE4 | 31.73 | 10.74 | 11.3 | 7.61 | 3.62 | 7.16 | 72.16 | Good |
| Mubina Shekh | RAS-502 | 3 | ME2 | 32.54 | 10.65 | 10.61 | 7 | 3.82 | 7.87 | 72.49 | Good |
| Pankul Goel | RME-701 | 4 | ME2 | 32.04 | 10.79 | 11.34 | 7.56 | 3.77 | 7.38 | 72.88 | Good |
| Shashi Gupta | KMBFM-02 | 2 | MBA1 | 32.27 | 11.09 | 11.16 | 7.06 | 3.84 | 7.61 | 73.03 | Good |
| Suman Lata Verma | RCE-501 | 3 | CE1 | 33.84 | 11 | 10.79 | 7.33 | 3.5 | 6.95 | 73.41 | Good |
| C V S Siva Prasad | RBT-071 | 4 | BT1 | 33.89 | 10.59 | 10.59 | 7.53 | 3.8 | 7.71 | 74.11 | Good |
| Shiv Om Sharma | ROE-074 | 4 | ME2 | 33.93 | 10.94 | 11.19 | 7.37 | 3.69 | 7.48 | 74.6 | Good |
| Pradeep Kumar | KAS-101 | 1 | ASH2 | 34.56 | 10.77 | 10.71 | 7.75 | 3.41 | 7.45 | 74.65 | Good |
| Vivek Jain | RCS-501 | 3 | CSE1 | 34.65 | 11.19 | 10.64 | 7.56 | 3.54 | 7.15 | 74.73 | Good |
| Shruti Keshari | RCS-052 | 3 | CSE2 | 33.57 | 11.13 | 11.31 | 7.74 | 3.92 | 7.4 | 75.07 | Good |

| | | | | | | | | | | | |
|---------------------------|-----------|---|------|-------|-------|-------|------|------|------|-------|-----------|
| Atul Kumar Singh | KAS302 | 2 | CSE1 | 33.71 | 11.34 | 11.15 | 7.41 | 4.05 | 7.73 | 75.39 | Good |
| Gaurav Kumar Mishra | RME502 | 3 | ME2 | 34.65 | 11.25 | 11 | 7.67 | 3.14 | 7.7 | 75.41 | Good |
| Shiv Om Sharma | ROE-074 | 4 | ME1 | 34.29 | 11.07 | 11.13 | 7.52 | 3.83 | 7.73 | 75.57 | Good |
| Arjun Singh Katiyar | REC 701 | 4 | EC1 | 34.07 | 11.3 | 11.45 | 7.92 | 3.71 | 7.69 | 76.14 | Good |
| Ankit Kumar Saxena | RME-075 | 4 | ME2 | 34.2 | 10.92 | 11.34 | 8.08 | 3.88 | 7.92 | 76.34 | Good |
| Shubham Singh | RCS-071 | 4 | CSE4 | 34.34 | 11.4 | 11.48 | 7.75 | 3.94 | 7.48 | 76.39 | Good |
| Shivani Agarwal | KCS-302 | 2 | CSE1 | 34.92 | 11.22 | 11.6 | 7.63 | 3.73 | 7.65 | 76.75 | Good |
| Chandra Pushpanjali Patel | ROE074 | 4 | CSE1 | 34.34 | 11.28 | 11.73 | 7.77 | 3.9 | 7.73 | 76.75 | Good |
| Deepti Aggarwal | RCS-077 | 4 | CSE4 | 34.79 | 11.13 | 11.48 | 8.13 | 3.84 | 7.56 | 76.93 | Good |
| Deepti Aggarwal | RCS-077 | 4 | CSE1 | 34.47 | 11.36 | 11.79 | 7.96 | 3.99 | 7.73 | 77.3 | Good |
| Shivani Agarwal | KCS-302 | 2 | CSE2 | 34.65 | 11.27 | 11.88 | 8.06 | 3.52 | 8 | 77.38 | Good |
| Suman Lata Verma | RCE-702 | 4 | CE1 | 35.1 | 11.7 | 11.67 | 7.93 | 3.93 | 7.72 | 78.05 | Good |
| Saurabh Kumar | KAS302 | 2 | EN1 | 35.91 | 11.78 | 11.49 | 7.46 | 3.65 | 7.76 | 78.05 | Good |
| Manish kumar Singh | RCS-071 | 4 | CSE1 | 35.28 | 11.87 | 11.66 | 7.98 | 4.07 | 7.89 | 78.75 | Good |
| Arvind Kumar Sharma | KAS301 | 2 | IT2 | 35.51 | 11.97 | 11.58 | 7.91 | 3.84 | 8.02 | 78.83 | Good |
| Avdhesh Gupta | KCS302 | 2 | IT2 | 35.42 | 11.3 | 11.94 | 8.58 | 3.84 | 7.89 | 78.97 | Good |
| Rahul Kumar Pandey | KAS302 | 2 | CSE4 | 36 | 11.69 | 11.76 | 7.98 | 3.84 | 7.89 | 79.16 | Good |
| Upendra Mishra | RCS-501 | 3 | IT2 | 35.82 | 11.64 | 12.11 | 8.04 | 3.89 | 7.8 | 79.3 | Good |
| Suman Gupta | KVE-301 | 2 | CSE4 | 36.63 | 11.1 | 11.66 | 7.91 | 3.72 | 8.37 | 79.39 | Good |
| Neeraj Jain | REC 702 | 4 | EC2 | 34.92 | 12.11 | 11.61 | 8.26 | 4.12 | 8.45 | 79.47 | Good |
| Ankit Kumar Saxena | RAS502 | 3 | IT2 | 36.18 | 11.67 | 11.78 | 7.89 | 3.99 | 8.09 | 79.6 | Good |
| Shomini Parashar | RAS-501 | 3 | CSE1 | 36.77 | 11.75 | 11.39 | 7.78 | 3.9 | 8.04 | 79.63 | Good |
| Shashi Gupta | KMB FM-01 | 2 | MBA1 | 36.5 | 11.58 | 11.67 | 7.64 | 4.1 | 8.19 | 79.68 | Good |
| Sulekha Saxena | REN075 | 4 | EN2 | 37.26 | 11.96 | 11.25 | 7.69 | 3.92 | 7.78 | 79.86 | Good |
| Sameer Anand | ROE074 | 4 | EN2 | 35.46 | 12.05 | 11.91 | 8.25 | 4.03 | 8.25 | 79.95 | Good |
| Deepti Aggarwal | RCS-077 | 4 | CSE2 | 36 | 12 | 11.7 | 8.39 | 3.97 | 7.9 | 79.96 | Good |
| Ravi Shankar Pal | KCS301 | 2 | IT1 | 36.09 | 11.9 | 11.84 | 8.18 | 3.93 | 8.13 | 80.07 | Very Good |
| Punjika Rathi | RAS-501 | 3 | IT1 | 36.68 | 12.11 | 11.67 | 7.89 | 3.73 | 8.09 | 80.17 | Very Good |
| Pragya | RITE13 | 3 | IT2 | 36.18 | 11.78 | 12.33 | 7.87 | 3.99 | 8.04 | 80.19 | Very Good |
| Om Prakash Umrao | RME-072 | 4 | ME2 | 37.4 | 11.91 | 11.63 | 7.81 | 3.97 | 7.63 | 80.35 | Very Good |
| Shomini Parashar | RAS-501 | 3 | CSE2 | 36.27 | 11.73 | 11.7 | 8.2 | 4.12 | 8.34 | 80.36 | Very Good |
| Chandra Pushpanjali Patel | ROE074 | 4 | CSE4 | 35.82 | 12.06 | 12.47 | 8.12 | 4.01 | 8.19 | 80.67 | Very Good |
| Rahul Kumar Pandey | KAS302 | 2 | CSE3 | 36.99 | 11.75 | 12.36 | 8.03 | 3.82 | 7.9 | 80.85 | Very Good |
| Vivek Kumar (BT) | RAS-501 | 3 | CSE3 | 35.82 | 12.32 | 12.6 | 8.19 | 3.95 | 8.45 | 81.33 | Very Good |
| Saroj Kumar | REE071 | 4 | EN2 | 36.86 | 12.42 | 12.05 | 7.91 | 4 | 8.09 | 81.33 | Very Good |
| Punjika Rathi | RAS-501 | 3 | IT2 | 36.41 | 12.23 | 12.3 | 8.17 | 4.11 | 8.22 | 81.44 | Very Good |
| Atul Kumar Singh | KCS-303 | 2 | CSE1 | 36.59 | 12.09 | 12.33 | 8.51 | 3.99 | 8.22 | 81.73 | Very Good |

| | | | | | | | | | | | |
|-----------------------------|---------|---|------|-------|-------|-------|------|------|------|-------|-----------|
| Updesh Kumar Jaiswal | RCS-503 | 3 | IT2 | 36.9 | 12.23 | 12.45 | 8.07 | 4.05 | 8.37 | 82.07 | Very Good |
| Bhupesh Kumar Gupta | RCS-701 | 4 | CSE3 | 37.35 | 12.3 | 12 | 8.16 | 4.1 | 8.32 | 82.23 | Very Good |
| Neeraj Kumar Sirohi | KCS-101 | 1 | ASH6 | 37.44 | 11.82 | 12.53 | 8.74 | 3.89 | 7.89 | 82.31 | Very Good |
| K V V N S Sundari Kameswari | KAS-103 | 1 | ASH5 | 37.8 | 12.23 | 12.15 | 8.46 | 4.08 | 7.73 | 82.45 | Very Good |
| Ravi Shankar Pal | KCS301 | 2 | IT2 | 36.95 | 12.42 | 12.26 | 8.57 | 3.81 | 8.51 | 82.52 | Very Good |
| Sulekha Saxena | REE052 | 3 | EN1 | 37.67 | 12.27 | 12.35 | 8.18 | 4.1 | 8.27 | 82.84 | Very Good |
| Sapna Yadav | RCS-502 | 3 | CSE4 | 36.95 | 12.38 | 12.57 | 8.43 | 4.37 | 8.36 | 83.06 | Very Good |
| Deepak Kumar | KEE-101 | 1 | ASH1 | 37.49 | 11.87 | 13.11 | 8.48 | 3.96 | 8.48 | 83.39 | Very Good |
| Gaurav Kumar Mishra | RME502 | 3 | ME1 | 37.49 | 12.5 | 12.5 | 8.48 | 4.09 | 8.48 | 83.54 | Very Good |
| Ekta Pandey | KCS-303 | 2 | CSE2 | 38.88 | 11.87 | 12.6 | 8.4 | 3.79 | 8 | 83.54 | Very Good |
| Shaili Gupta | KCS301 | 2 | CSE4 | 38.39 | 12.17 | 12.14 | 8.68 | 4.13 | 8.07 | 83.58 | Very Good |
| Punjika Rathi | KMB-108 | 1 | MBA1 | 37.8 | 12.12 | 12.38 | 8.7 | 4.25 | 8.43 | 83.68 | Very Good |
| Ravi Ranjan | RME-701 | 4 | ME1 | 38.61 | 12.15 | 12.18 | 8.27 | 4.14 | 8.33 | 83.68 | Very Good |
| Monica Verma | KMB301 | 2 | MBA1 | 37.17 | 12.42 | 12.81 | 8.46 | 4.17 | 8.66 | 83.69 | Very Good |
| Pragya | RITE13 | 3 | IT1 | 38.16 | 12.62 | 12.23 | 8.3 | 4.01 | 8.48 | 83.8 | Very Good |
| Shiv Om Sharma | ROE-074 | 4 | CE1 | 38.25 | 12.39 | 12.42 | 8.24 | 4.24 | 8.48 | 84.02 | Very Good |
| Priya Ranjan Kumar | RUC-501 | 3 | CSE1 | 38.52 | 12.39 | 12.47 | 8.15 | 3.88 | 8.67 | 84.08 | Very Good |
| Bibeka Nand Pathak | RME-051 | 3 | ME1 | 37.89 | 12.32 | 12.68 | 8.36 | 4.26 | 8.58 | 84.09 | Very Good |
| Ankit Kumar Saxena | RAS502 | 3 | IT1 | 38.75 | 12.3 | 12.36 | 8.2 | 3.85 | 8.67 | 84.13 | Very Good |
| Suman Gupta | KVE-301 | 2 | CSE1 | 37.85 | 12.65 | 12.66 | 8.22 | 4.08 | 8.75 | 84.21 | Very Good |
| Kamakshi | ROE074 | 4 | IT1 | 37.94 | 12.83 | 12.3 | 8.48 | 4.15 | 8.57 | 84.27 | Very Good |
| Priya Ranjan Kumar | RUC-501 | 3 | CSE2 | 38.97 | 11.94 | 12.63 | 8.5 | 3.87 | 8.64 | 84.55 | Very Good |
| Chandra Pushpanjali Patel | ROE074 | 4 | CSE2 | 38.3 | 12.71 | 12.62 | 8.45 | 4.2 | 8.45 | 84.73 | Very Good |
| Radha Raman Jha | RCE-701 | 4 | CE1 | 39.02 | 12.26 | 12.39 | 8.5 | 4.2 | 8.39 | 84.76 | Very Good |
| R P S Chauhan | REC 072 | 4 | EC2 | 37.94 | 12.68 | 12.44 | 8.69 | 4.47 | 8.62 | 84.84 | Very Good |
| Archana Sharma | KAS301 | 2 | BT1 | 38.75 | 12.27 | 12.6 | 8.46 | 4.12 | 8.65 | 84.85 | Very Good |
| Vijay Kumar | REN701 | 4 | EN2 | 38.12 | 12.62 | 12.66 | 8.75 | 4.19 | 8.66 | 85 | Very Good |
| Sameer Anand | KEE301 | 2 | EN1 | 38.07 | 12.59 | 12.66 | 8.76 | 4.2 | 8.73 | 85.01 | Very Good |
| Priya Ranjan Kumar | KOE035 | 2 | BT1 | 38.39 | 12.74 | 12.63 | 8.88 | 4.05 | 8.35 | 85.04 | Very Good |
| Santosh Kumar Mishra | RBT-072 | 4 | BT1 | 38.43 | 12.69 | 12.66 | 8.38 | 4.28 | 8.67 | 85.11 | Very Good |
| Suman Gupta | KVE-301 | 2 | CSE3 | 39.51 | 12.44 | 12.29 | 7.9 | 4.12 | 8.88 | 85.14 | Very Good |
| Shomini Parashar | RAS502 | 3 | BT1 | 38.21 | 12.71 | 12.74 | 8.63 | 4.33 | 8.71 | 85.33 | Very Good |
| Swati Singh | RCS-501 | 3 | CSE3 | 39.15 | 12.23 | 12.86 | 8.51 | 4.27 | 8.38 | 85.4 | Very Good |
| Monalisa Panigrahi | KCS303 | 2 | IT1 | 38.43 | 12.68 | 12.92 | 8.63 | 4.31 | 8.45 | 85.42 | Very Good |
| Manish kumar Singh | RCS-071 | 4 | CSE2 | 38.21 | 12.86 | 12.71 | 8.75 | 4.3 | 8.61 | 85.44 | Very Good |
| Meghna Singh | RBT-075 | 4 | BT1 | 38.57 | 12.89 | 12.57 | 8.75 | 4.14 | 8.7 | 85.62 | Very Good |
| Veer Bhadra Pratap Singh | RCS-502 | 3 | IT2 | 38.84 | 12.78 | 12.86 | 8.37 | 4.29 | 8.54 | 85.68 | Very Good |

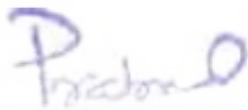
| | | | | | | | | | | | |
|----------------------------|---------|---|------|-------|-------|-------|------|------|------|-------|-----------|
| Mubina Shekh | RME501 | 3 | ME1 | 38.75 | 12.41 | 13.19 | 8.52 | 4.31 | 8.52 | 85.7 | Very Good |
| Siddhi Nath Rajan | RCS071 | 4 | IT1 | 38.57 | 12.83 | 12.89 | 8.48 | 4.28 | 8.66 | 85.71 | Very Good |
| Sameer Anand | ROE074 | 4 | EN1 | 38.61 | 12.96 | 12.63 | 8.45 | 4.29 | 8.82 | 85.76 | Very Good |
| Meenu Baliyan | KMB102 | 1 | MBA1 | 38.61 | 12.77 | 13.16 | 8.53 | 4.11 | 8.66 | 85.84 | Very Good |
| Upasana Pandey | RCS-701 | 4 | CSE1 | 38.57 | 12.92 | 12.96 | 8.61 | 4.37 | 8.46 | 85.89 | Very Good |
| Suveg Moudgil | RCS-503 | 3 | CSE1 | 39.74 | 12.62 | 12.42 | 8.54 | 4.2 | 8.37 | 85.89 | Very Good |
| Raj Kumar Singh | RAS501 | 3 | EN1 | 38.93 | 12.72 | 12.86 | 8.58 | 4.29 | 8.53 | 85.91 | Very Good |
| Vishan Kumar Gupta | RCS-702 | 4 | CSE1 | 38.88 | 12.86 | 12.89 | 8.48 | 4.26 | 8.57 | 85.94 | Very Good |
| Manoj kumar Singh | KAS-102 | 1 | ASH8 | 39.65 | 12.18 | 12.72 | 8.67 | 4.18 | 8.55 | 85.95 | Very Good |
| Suman Gupta | KVE-301 | 2 | CSE2 | 39.83 | 12.26 | 12.54 | 8.4 | 3.86 | 9.13 | 86.02 | Very Good |
| Raj Kumar Singh | REN075 | 4 | EN1 | 39.29 | 12.83 | 12.83 | 8.45 | 4.24 | 8.48 | 86.12 | Very Good |
| Veer Bhadra Pratap Singh | RCS-502 | 3 | IT1 | 38.93 | 12.86 | 12.69 | 8.59 | 4.21 | 8.89 | 86.17 | Very Good |
| Sumit Sharma | RME-078 | 4 | ME2 | 39.33 | 12.84 | 12.39 | 8.52 | 4.3 | 8.85 | 86.23 | Very Good |
| Shardul Singh Chauhan | RCS702 | 4 | IT1 | 38.88 | 13.2 | 12.83 | 8.52 | 4.31 | 8.7 | 86.44 | Very Good |
| Sapna Yadav | RCS-502 | 3 | CSE2 | 39.15 | 12.72 | 12.81 | 8.76 | 4.5 | 8.6 | 86.54 | Very Good |
| Shomini Parashar | RAS501 | 3 | BT1 | 39.02 | 12.86 | 12.98 | 8.61 | 4.32 | 8.76 | 86.55 | Very Good |
| R N Baral | REC 075 | 4 | EC1 | 38.84 | 12.8 | 12.89 | 8.78 | 4.45 | 8.8 | 86.56 | Very Good |
| Vishan Kumar Gupta | RCS-702 | 4 | CSE2 | 39.02 | 13.01 | 12.92 | 8.61 | 4.32 | 8.69 | 86.57 | Very Good |
| Santosh Kumar Mishra | ROE-074 | 4 | BT1 | 38.97 | 12.86 | 12.83 | 8.59 | 4.48 | 8.86 | 86.59 | Very Good |
| Shaili Gupta | KCS301 | 2 | CSE3 | 39.11 | 12.66 | 13.02 | 9.02 | 4.37 | 8.44 | 86.62 | Very Good |
| Radha Raman Jha | RCE-503 | 3 | CE1 | 39.2 | 12.65 | 13.14 | 8.57 | 4.19 | 8.9 | 86.65 | Very Good |
| Jaya Nidhi Vashishtha | REC 702 | 4 | EC1 | 38.93 | 13.01 | 12.53 | 9.1 | 4.37 | 8.8 | 86.74 | Very Good |
| Pravesh Chandra Srivastava | KAS302 | 2 | CSE2 | 39.83 | 12.86 | 13.11 | 8.79 | 3.94 | 8.47 | 87 | Very Good |
| Rashmi Chandra | RBT-702 | 4 | BT1 | 38.88 | 13.16 | 12.99 | 8.86 | 4.4 | 8.77 | 87.06 | Very Good |
| Ekta Pandey | KCS-303 | 2 | CSE3 | 39.42 | 12.92 | 12.99 | 9.08 | 4.22 | 8.47 | 87.1 | Very Good |
| Sujeet Kumar | KEC 303 | 2 | EC1 | 39.65 | 12.42 | 12.87 | 8.7 | 4.36 | 9.17 | 87.17 | Very Good |
| Neeraj Kumar Sirohi | KCS-101 | 1 | ASH8 | 39.11 | 12.78 | 12.96 | 8.98 | 4.36 | 8.98 | 87.17 | Very Good |
| Bhupesh Kumar Gupta | RCS-701 | 4 | CSE2 | 39.6 | 13.2 | 13.23 | 8.65 | 4.27 | 8.53 | 87.48 | Very Good |
| Indu Bhatt | KBT-303 | 2 | BT1 | 39.47 | 13.08 | 13.08 | 9.02 | 4.39 | 8.49 | 87.53 | Very Good |
| Arjun Singh Katiyar | REC-051 | 3 | EC2 | 37.62 | 13.1 | 13.91 | 9.45 | 4.28 | 9.27 | 87.63 | Very Good |
| Vivek Bhardwaj | RAS-502 | 3 | ME1 | 39.69 | 13.19 | 13.14 | 8.58 | 4.43 | 8.88 | 87.91 | Very Good |
| Akshay Kumar | RCE-076 | 4 | CE1 | 39.24 | 13.01 | 13.31 | 9.04 | 4.52 | 8.96 | 88.08 | Very Good |
| Priya Ranjan Kumar | RUC-501 | 3 | CSE4 | 39.47 | 12.99 | 13.05 | 9.09 | 4.36 | 9.17 | 88.13 | Very Good |
| Annu Govind | REE502 | 3 | EN1 | 39.47 | 13.25 | 13.13 | 9.05 | 4.49 | 8.92 | 88.31 | Very Good |
| Arunima Sirohi Tomer | KMB105 | 1 | MBA1 | 40.23 | 12.87 | 12.99 | 8.92 | 4.38 | 8.96 | 88.35 | Very Good |
| Anurag Gupta | KCS-101 | 1 | ASH9 | 40.5 | 13.19 | 13.07 | 8.79 | 4.22 | 8.58 | 88.35 | Very Good |
| Jasvendra Tyagi | KAS-101 | 1 | ASH3 | 41.54 | 12.98 | 12.66 | 8.6 | 3.98 | 8.75 | 88.51 | Very Good |

| | | | | | | | | | | | |
|-----------------------------|----------|---|-------|-------|-------|-------|------|------|------|-------|-----------|
| Arunima Sirohi Tomer | KMB101 | 1 | MBA1 | 40.23 | 12.9 | 13.08 | 8.98 | 4.41 | 8.94 | 88.54 | Very Good |
| Akshay Kumar | RCE-074 | 4 | CE1 | 40.5 | 13.08 | 13.14 | 8.93 | 4.4 | 8.59 | 88.64 | Very Good |
| Archana Sharma | KAS301 | 2 | IT1 | 39.96 | 13.56 | 13.32 | 8.66 | 4.3 | 8.91 | 88.71 | Very Good |
| ATUL KUMAR | RCS-052 | 3 | CSE3 | 40.32 | 13.22 | 13.05 | 8.66 | 4.47 | 9 | 88.72 | Very Good |
| Vivek Kumar (BT) | RAS-501 | 3 | CSE4 | 39.83 | 13.16 | 13.16 | 8.98 | 4.51 | 9.19 | 88.83 | Very Good |
| Monica Verma | KMB104 | 1 | MBA1 | 40.91 | 12.9 | 13.13 | 9.38 | 4.09 | 8.45 | 88.86 | Very Good |
| Anjali Sardana | RCS-702 | 4 | CSE3 | 40.41 | 13.23 | 13.02 | 9.05 | 4.32 | 8.84 | 88.87 | Very Good |
| Arvind Kumar Sharma | KAS 301 | 2 | EC1 | 40.91 | 12.96 | 13.22 | 8.42 | 4.42 | 9.06 | 88.99 | Very Good |
| Monalisa Panigrahi | KCS303 | 2 | IT2 | 41.09 | 12.96 | 13.22 | 8.98 | 4.13 | 8.83 | 89.21 | Very Good |
| Priya Ranjan Kumar | RUC-501 | 3 | CSE3 | 41.09 | 13.22 | 12.99 | 8.7 | 4.07 | 9.15 | 89.22 | Very Good |
| Ajay Singh Parmar | KME-302 | 2 | ME1 | 40.41 | 13.2 | 13.26 | 9.09 | 4.46 | 8.89 | 89.31 | Very Good |
| Meenu Baliyan | KMBFM03 | 2 | MBA1 | 40.14 | 13.34 | 13.62 | 8.97 | 4.52 | 8.94 | 89.53 | Very Good |
| Upendra Mishra | RCS-501 | 3 | IT1 | 40.5 | 13.5 | 13.28 | 9.15 | 4.14 | 8.96 | 89.53 | Very Good |
| Praveen Chaurasia | REC 072 | 4 | EC1 | 40.32 | 13.53 | 13.29 | 9.02 | 4.57 | 8.8 | 89.53 | Very Good |
| Sumit Sharma | RME-078 | 4 | ME1 | 40.95 | 13.29 | 13.35 | 8.76 | 4.45 | 8.79 | 89.59 | Very Good |
| Pradeep Kumar | KAS-101 | 1 | ASH5 | 41.63 | 12.9 | 13.04 | 8.81 | 4.27 | 9.02 | 89.67 | Very Good |
| Kanika Gupta | RAS501 | 3 | ME1 | 40.1 | 13.64 | 13.46 | 9 | 4.65 | 8.88 | 89.73 | Very Good |
| Om Prakash Umrao | RME-051 | 3 | ME2 | 40.19 | 13.31 | 13.7 | 9 | 4.52 | 9.03 | 89.75 | Very Good |
| Rajeev Kumar Chauhan | REE702 | 4 | EN2 | 40.77 | 13.5 | 13.17 | 8.97 | 4.47 | 8.88 | 89.76 | Very Good |
| Vijay Kumar | REN701 | 4 | EN1 | 40.64 | 13.14 | 13.55 | 8.97 | 4.47 | 9.15 | 89.92 | Very Good |
| Rajeev Kumar Chauhan | REE702 | 4 | EN1 | 40.77 | 13.37 | 13.41 | 9 | 4.53 | 9.09 | 90.17 | Excellent |
| Narendra Kumar | KBT 302 | 2 | BT1 | 41.22 | 13.11 | 13.32 | 9 | 4.47 | 9.12 | 90.24 | Excellent |
| Deepak Vishwakarma | RCS077 | 4 | IT1 | 40.73 | 13.53 | 13.4 | 9.09 | 4.53 | 9.02 | 90.3 | Excellent |
| Pravesh Chandra Srivastava | KAS 302 | 2 | EC1 | 40.91 | 13.62 | 13.5 | 8.77 | 4.44 | 9.25 | 90.49 | Excellent |
| Amit Kumar Pandey | RAS501 | 3 | ME2 | 40.37 | 13.5 | 13.76 | 9 | 4.35 | 9.57 | 90.55 | Excellent |
| Om Prakash Umrao | RME-072 | 4 | ME1 | 40.95 | 13.35 | 13.35 | 9.13 | 4.58 | 9.23 | 90.59 | Excellent |
| Meenu Baliyan | KMBMK-02 | 2 | MBA1 | 40.5 | 13.5 | 13.68 | 9.12 | 4.54 | 9.28 | 90.62 | Excellent |
| Atul Kumar Kushwaha | REE501 | 3 | EN1 | 41.85 | 13.2 | 13.38 | 9.07 | 4.33 | 8.8 | 90.63 | Excellent |
| ATUL KUMAR | RCS-052 | 3 | CSE4 | 40.86 | 13.37 | 13.44 | 9.23 | 4.53 | 9.21 | 90.64 | Excellent |
| Ankit Kumar Saxena | RME-075 | 4 | ME1 | 41.27 | 13.31 | 13.7 | 9.22 | 4.33 | 8.83 | 90.66 | Excellent |
| Meenu Baliyan | KMB302 | 2 | MBA1 | 40.86 | 13.53 | 13.65 | 9.1 | 4.55 | 9.04 | 90.73 | Excellent |
| K V V N S Sundari Kameswari | KAS-103 | 1 | ASH8 | 41.67 | 13.58 | 13.25 | 9.14 | 4.31 | 8.88 | 90.83 | Excellent |
| Archana Sharma | KAS301 | 2 | EN1 | 41.18 | 13.68 | 13.68 | 8.8 | 4.56 | 9.24 | 91.14 | Excellent |
| Abhishek Saxena | RME503 | 3 | ME1 | 41.18 | 13.41 | 13.68 | 9.18 | 4.67 | 9.03 | 91.15 | Excellent |
| Kamakshi | ROE074 | 4 | IT2 | 40.95 | 13.43 | 13.76 | 9.17 | 4.6 | 9.26 | 91.17 | Excellent |
| Manoj kumar Singh | KAS-102 | 1 | ASH11 | 42.08 | 13.16 | 13.82 | 8.85 | 4.58 | 8.79 | 91.28 | Excellent |
| Pranav Dixit | KAS-103 | 1 | ASH10 | 41.76 | 13.59 | 13.64 | 9.15 | 4.49 | 8.7 | 91.33 | Excellent |

| | | | | | | | | | | | |
|-------------------------|---------|---|-------|-------|-------|-------|------|------|------|-------|-----------|
| Sherish Johri | KCS-101 | 1 | ASH11 | 42.08 | 13.32 | 13.44 | 9.13 | 4.55 | 9 | 91.52 | Excellent |
| Meghna Singh | RBT501 | 3 | BT1 | 40.32 | 14 | 13.97 | 9.31 | 4.7 | 9.37 | 91.67 | Excellent |
| Swati Singh | RCS-501 | 3 | CSE4 | 40.91 | 13.64 | 13.88 | 9.32 | 4.63 | 9.3 | 91.68 | Excellent |
| Mayank Aggarwal | KOE034 | 2 | IT1 | 41.94 | 13.61 | 13.77 | 9.04 | 4.57 | 8.89 | 91.82 | Excellent |
| Akshay Kumar | RCE 502 | 3 | CE1 | 41.99 | 13.43 | 13.71 | 9.05 | 4.41 | 9.24 | 91.83 | Excellent |
| Snigdha Chaturvedi | REE503 | 3 | EN1 | 41.94 | 13.73 | 13.95 | 9 | 4.57 | 8.85 | 92.04 | Excellent |
| Vinod Kumar Saini | RME503 | 3 | ME2 | 41.4 | 13.85 | 13.7 | 9 | 4.64 | 9.5 | 92.09 | Excellent |
| Mukesh Kumar Singh | RCS-503 | 3 | CSE2 | 41.94 | 13.65 | 13.65 | 9.04 | 4.58 | 9.3 | 92.16 | Excellent |
| Saroj Kumar | REE071 | 4 | EN1 | 41.58 | 13.73 | 13.82 | 9.24 | 4.68 | 9.24 | 92.29 | Excellent |
| Suveg Moudgil | RCS-503 | 3 | CSE4 | 41.54 | 13.76 | 13.88 | 9.3 | 4.69 | 9.34 | 92.51 | Excellent |
| Ashish Awasthi | KMB107 | 1 | MBA1 | 41.54 | 13.73 | 14.04 | 9.47 | 4.34 | 9.4 | 92.52 | Excellent |
| Sanjay Kumar | KAS-102 | 1 | ASH7 | 41.76 | 13.68 | 13.58 | 9.79 | 4.48 | 9.23 | 92.52 | Excellent |
| Ashish Awasthi | KMB106 | 1 | MBA1 | 41.94 | 13.73 | 13.82 | 9.3 | 4.48 | 9.32 | 92.59 | Excellent |
| Sanjay Kumar | KAS-102 | 1 | ASH9 | 42.66 | 13.53 | 13.7 | 9.52 | 4.23 | 9.13 | 92.77 | Excellent |
| Meghna Singh | RBT054 | 3 | BT1 | 40.5 | 14.46 | 14.57 | 9.64 | 4.86 | 8.79 | 92.82 | Excellent |
| R P S Chauhan | KEC 301 | 2 | EC1 | 41.85 | 13.67 | 14.01 | 9.57 | 4.59 | 9.21 | 92.9 | Excellent |
| Pavan Sharma | RCS-701 | 4 | CSE4 | 42.21 | 13.85 | 14.06 | 9.33 | 4.74 | 9.19 | 93.38 | Excellent |
| Pranav Dixit | KAS-103 | 1 | ASH1 | 42.35 | 14.03 | 13.95 | 9.41 | 4.38 | 9.28 | 93.4 | Excellent |
| Anjali Sardana | RCS-702 | 4 | CSE4 | 41.99 | 14.03 | 14.16 | 9.4 | 4.7 | 9.21 | 93.49 | Excellent |
| Amit Kumar Singh Sanger | RIT701 | 4 | IT2 | 42.12 | 13.94 | 14.25 | 9.17 | 4.68 | 9.38 | 93.54 | Excellent |
| Rashmi Chandra | RBT502 | 3 | BT1 | 41.99 | 14.15 | 14.18 | 9.39 | 4.59 | 9.33 | 93.63 | Excellent |
| Siddhi Nath Rajan | RCS071 | 4 | IT2 | 42.3 | 13.86 | 14.22 | 9.29 | 4.67 | 9.4 | 93.74 | Excellent |
| Arvind Kumar Sharma | KAS-301 | 2 | ME1 | 42.26 | 14.25 | 13.98 | 9.34 | 4.64 | 9.32 | 93.79 | Excellent |
| Tej Singh | KAS-103 | 1 | ASH3 | 43.11 | 14.07 | 13.85 | 9.31 | 4.52 | 9.02 | 93.88 | Excellent |
| Sumit Sharma | RME501 | 3 | ME2 | 41.85 | 14.25 | 14.1 | 9.33 | 4.67 | 9.73 | 93.93 | Excellent |
| Chetana Sharma | KAS-103 | 1 | ASH2 | 42.98 | 13.98 | 14.09 | 9.02 | 4.62 | 9.3 | 93.99 | Excellent |
| Bibeka Nand Pathak | KME-303 | 2 | ME1 | 42.66 | 13.91 | 14.33 | 9.2 | 4.66 | 9.59 | 94.35 | Excellent |
| Neeraj Jain | RAS-501 | 3 | EC2 | 42.39 | 14.09 | 14.13 | 9.42 | 4.79 | 9.58 | 94.4 | Excellent |
| Indu Bhatt | RBT-701 | 4 | BT1 | 42.53 | 14.19 | 14.22 | 9.45 | 4.71 | 9.45 | 94.55 | Excellent |
| Deepak Vishwakarma | RCS077 | 4 | IT2 | 42.44 | 14.15 | 14.28 | 9.48 | 4.74 | 9.48 | 94.57 | Excellent |
| Jasvendra Tyagi | KAS-101 | 1 | ASH4 | 42.84 | 14.15 | 14.12 | 9.57 | 4.6 | 9.35 | 94.63 | Excellent |
| Mayank Aggarwal | KOE034 | 2 | IT2 | 43.2 | 14.04 | 14.13 | 9.3 | 4.4 | 9.57 | 94.64 | Excellent |
| Kamakshi | ROE 074 | 4 | EC1 | 42.71 | 14.21 | 13.97 | 9.57 | 4.74 | 9.47 | 94.67 | Excellent |
| Abhishek Saxena | RME-702 | 4 | ME1 | 43.34 | 14.16 | 14 | 9.19 | 4.73 | 9.31 | 94.73 | Excellent |
| Chetana Sharma | KAS-103 | 1 | ASH7 | 43.2 | 14.3 | 14 | 9.35 | 4.53 | 9.37 | 94.75 | Excellent |
| Praveen Chaurasia | REC-503 | 3 | EC2 | 42.84 | 14 | 14.18 | 9.52 | 4.71 | 9.52 | 94.77 | Excellent |
| Ram Sewak Singh | REC-502 | 3 | EC2 | 42.84 | 14.09 | 14.37 | 9.52 | 4.71 | 9.45 | 94.98 | Excellent |

| | | | | | | | | | | | |
|-----------------------|-----------|---|-------|-------|-------|-------|------|------|------|-------|-----------|
| Shardul Singh Chauhan | RCS702 | 4 | IT2 | 43.2 | 14.22 | 14.15 | 9.33 | 4.73 | 9.36 | 94.99 | Excellent |
| Neetu Goel | KAS-102 | 1 | ASH10 | 43.47 | 14.1 | 14.1 | 9.72 | 4.55 | 9.23 | 95.17 | Excellent |
| Sujeet Kumar | REC-052 | 3 | EC2 | 42.98 | 14.25 | 14.33 | 9.64 | 4.68 | 9.36 | 95.24 | Excellent |
| Umang Sharma | KEE-101 | 1 | ASH3 | 43.2 | 14.28 | 14.16 | 9.58 | 4.52 | 9.5 | 95.24 | Excellent |
| Narendra Kumar | RBT052 | 3 | BT1 | 43.07 | 14.27 | 14.31 | 9.54 | 4.75 | 9.31 | 95.25 | Excellent |
| Anurag Gupta | KCS-101 | 1 | ASH10 | 43.38 | 14.4 | 14.21 | 9.55 | 4.62 | 9.3 | 95.46 | Excellent |
| Kamakshi | ROE 074 | 4 | EC2 | 43.07 | 14.36 | 14.33 | 9.31 | 4.74 | 9.69 | 95.5 | Excellent |
| Praveen Kumar | REC-501 | 3 | EC2 | 43.11 | 14.37 | 14.18 | 9.58 | 4.78 | 9.52 | 95.54 | Excellent |
| Snigdha Chaturvedi | KEE303 | 2 | EN1 | 43.47 | 14.09 | 14.31 | 9.56 | 4.67 | 9.49 | 95.59 | Excellent |
| Nizam Uddin Khan | KCS301 | 2 | CSE2 | 43.97 | 14.24 | 14.01 | 9.81 | 4.24 | 9.34 | 95.61 | Excellent |
| Ajay Singh Parmar | KCE-303 | 2 | CE1 | 43.34 | 14.07 | 14.34 | 9.75 | 4.6 | 9.56 | 95.66 | Excellent |
| Punjika Rathi | KMBHR-03 | 2 | MBA1 | 43.29 | 14.15 | 14.28 | 9.67 | 4.81 | 9.52 | 95.72 | Excellent |
| Ravi Kumar | RAS-502 | 3 | EC2 | 43.11 | 14.42 | 14.37 | 9.61 | 4.76 | 9.61 | 95.88 | Excellent |
| Nizam Uddin Khan | KCS301 | 2 | CSE1 | 43.88 | 14.6 | 13.98 | 9.78 | 4.46 | 9.27 | 95.97 | Excellent |
| Ashish Awasthi | KMBMK-01 | 2 | MBA1 | 43.34 | 14.4 | 14.3 | 9.63 | 4.82 | 9.6 | 96.09 | Excellent |
| Raza Rasool | KAS-102 | 1 | ASH6 | 43.43 | 14.42 | 14.55 | 9.58 | 4.72 | 9.42 | 96.12 | Excellent |
| Suneel Kumar Kalla | KME-301 | 2 | ME1 | 43.56 | 14.42 | 14.28 | 9.59 | 4.74 | 9.57 | 96.16 | Excellent |
| Ashish Awasthi | KMBMK-03 | 2 | MBA1 | 43.34 | 14.48 | 14.3 | 9.7 | 4.79 | 9.65 | 96.26 | Excellent |
| Shivansh Srivastava | RAS-502 | 3 | CE1 | 43.7 | 14.28 | 14.43 | 9.57 | 4.86 | 9.57 | 96.41 | Excellent |
| Arunima Sirohi Tomer | KMB HR-02 | 2 | MBA1 | 43.29 | 14.28 | 14.64 | 9.71 | 4.84 | 9.67 | 96.43 | Excellent |
| Upasana Pandey | KOE-035 | 2 | CE1 | 43.02 | 14.34 | 14.63 | 9.81 | 4.91 | 9.75 | 96.46 | Excellent |
| Deepak Kumar | KEE-101 | 1 | ASH4 | 43.34 | 14.31 | 14.7 | 9.67 | 4.71 | 9.74 | 96.47 | Excellent |
| V K Agrawal | KOE-038 | 2 | ME1 | 43.79 | 14.33 | 14.6 | 9.45 | 4.8 | 9.52 | 96.49 | Excellent |
| Arvind Kumar Sharma | KAS-301 | 2 | CE1 | 44.15 | 14.07 | 14.16 | 9.5 | 4.88 | 9.81 | 96.57 | Excellent |
| Umang Sharma | KEE-101 | 1 | ASH2 | 43.97 | 14.33 | 14.49 | 9.68 | 4.59 | 9.57 | 96.63 | Excellent |
| Balwant Singh | REC 701 | 4 | EC2 | 43.61 | 14.43 | 14.54 | 9.62 | 4.75 | 9.71 | 96.66 | Excellent |
| Atul Kumar Kushwaha | KEE-101 | 1 | ASH5 | 43.7 | 14.63 | 14.4 | 9.69 | 4.85 | 9.56 | 96.83 | Excellent |
| Arunima Sirohi Tomer | KMBHR-01 | 2 | MBA1 | 43.7 | 14.57 | 14.57 | 9.71 | 4.86 | 9.71 | 97.12 | Excellent |
| Mukesh Kumar Singh | RCS-503 | 3 | CSE3 | 43.83 | 14.49 | 14.61 | 9.57 | 4.86 | 9.87 | 97.23 | Excellent |
| Varun Kumar Singhal | KEE302 | 2 | EN1 | 44.1 | 14.57 | 14.64 | 9.59 | 4.78 | 9.68 | 97.36 | Excellent |
| Hari Shanker | KBT-101 | 1 | ASH6 | 44.46 | 14.49 | 14.76 | 9.79 | 4.76 | 9.13 | 97.39 | Excellent |
| Vikram Singh | KAS-101 | 1 | ASH1 | 44.01 | 14.78 | 14.64 | 9.87 | 4.55 | 9.74 | 97.59 | Excellent |
| Kanika Gupta | KCE-301 | 2 | CE1 | 43.88 | 14.63 | 14.72 | 10 | 4.66 | 9.81 | 97.7 | Excellent |
| Jyoti Guglani | KEC 302 | 2 | EC1 | 44.15 | 14.58 | 14.72 | 9.81 | 4.8 | 9.72 | 97.78 | Excellent |
| Mohit Rastogi | KAS-103 | 1 | ASH9 | 44.55 | 14.75 | 14.66 | 9.88 | 4.6 | 9.6 | 98.04 | Excellent |
| Jaya Nidhi Vashishtha | REC-052 | 3 | EC1 | 43.56 | 14.69 | 15 | 9.89 | 4.92 | 10 | 98.06 | Excellent |
| Arjun Singh Katiyar | REC-051 | 3 | EC1 | 44.33 | 14.66 | 14.66 | 9.92 | 4.77 | 9.85 | 98.19 | Excellent |


| | | | | | | | | | | | |
|-----------------|---------|---|-------|-------|-------|-------|------|------|------|-------|-----------|
| Tej Singh | KAS-103 | 1 | ASH11 | 44.91 | 14.82 | 14.88 | 9.96 | 4.88 | 9.27 | 98.72 | Excellent |
| Mohit Rastogi | KAS-103 | 1 | ASH4 | 44.6 | 14.9 | 14.81 | 9.91 | 4.83 | 9.74 | 98.79 | Excellent |
| Vidushi Chauhan | KCE-302 | 2 | CE1 | 44.73 | 14.72 | 14.72 | 9.88 | 4.91 | 9.88 | 98.84 | Excellent |
| Balwant Singh | REC-503 | 3 | EC1 | 44.46 | 14.91 | 14.87 | 9.91 | 4.89 | 9.91 | 98.95 | Excellent |
| Jyoti Guglani | REC-502 | 3 | EC1 | 44.6 | 14.91 | 14.82 | 9.91 | 4.96 | 9.91 | 99.11 | Excellent |
| Praveen Kumar | REC-501 | 3 | EC1 | 44.73 | 14.96 | 14.87 | 9.94 | 4.97 | 9.91 | 99.38 | Excellent |
| Ram Sewak Singh | RAS-502 | 3 | EC1 | 44.87 | 14.87 | 14.91 | 9.91 | 4.92 | 10 | 99.48 | Excellent |
| Ravi Kumar | RAS-501 | 3 | EC1 | 44.87 | 14.91 | 14.91 | 9.94 | 4.96 | 9.94 | 99.53 | Excellent |
| Neha Singh | KBT-102 | 1 | ASH6 | 45 | 15 | 15 | 10 | 5 | 10 | 100 | Excellent |


 Director
 IMS Engineering College
 Ghaziabad

IMS Engineering College Ghaziabad
Department of Computer Science & Engineering
Graduate Alumni Survey

Sample Size=106

| Sr. No. | Questions | Ranking | | | Mapping with PO's | | | | | | | | | | | | Mapping with PSO's | | | | |
|---------|---|---------|----|----|-------------------|-----|------|-----|------|------|------|-----|-----|------|------|------|--------------------|------|------|------|---|
| | | 3 | 2 | 1 | PO1 | PO2 | PO3 | PO4 | PO5 | PO6 | PO7 | PO8 | PO9 | PO10 | PO11 | PO12 | PSO1 | PSO2 | PSO3 | PSO4 | |
| 1 | My ability to gather and analyze evidence, ask in depth questions, and make informed conclusions and | 45 | 53 | 8 | | | 2 | 2 | 2 | | | | | | | 2 | 2 | 2 | 2 | 2 | |
| 2 | My ability to identify and solve problems, including evaluating alternatives and articulating reasoning | 38 | 53 | 15 | | | 2 | 2 | | | | | | | | 2 | 2 | 2 | | 2 | |
| 3 | My ability to think creatively, initiate change and take intellectual risks | 46 | 37 | 23 | | | | 2 | 2 | 2 | | | | | | 2 | 2 | 2 | 2 | 2 | |
| 4 | My ability to integrate existing knowledge across disciplinary boundaries, and to evaluate the limits of my | 61 | 15 | 30 | 3 | 3 | | | | | 3 | 3 | | | | 3 | 3 | 3 | | 3 | |
| 5 | My ability to identify, critically evaluate and use information effectively from a variety of resources and | 68 | 15 | 23 | | | 3 | 3 | | 3 | 3 | | | | | 3 | 3 | 3 | | 3 | |
| 6 | My ability to interpret, use, and communicate numerical data and quantitative | 85 | 7 | 14 | | | | | 3 | 3 | | | | | | | | 3 | 3 | | |
| 7 | My ability to select and use appropriate technology to enhance and manage the communication of | 69 | 23 | 14 | | | 3 | 3 | 3 | | | | | | 3 | 3 | 3 | 3 | 3 | 3 | |
| 8 | My ability to find, interpret, evaluate, use and create images and visual media | 31 | 53 | 22 | | | 2 | 2 | 2 | 2 | | | | | | 2 | 2 | 2 | 2 | 2 | |
| 9 | My ability to demonstrate intercultural knowledge, and to interact effectively in a variety of cultural | 38 | 50 | 18 | | | | | 2 | | | | | | | | 2 | 2 | 2 | | |
| 10 | My ability to present information clearly and effectively (oral | 69 | 21 | 16 | | | | | | | | | | | | 3 | 3 | | | 3 | |
| 11 | My ability to write clearly and effectively (written communication) | 68 | 20 | 18 | | | | | | | | | | | | 3 | 3 | | | 3 | |
| 12 | Your Apply the knowledge of mathematics, science, engineering fundamentals, and an engineering specialization to the solution of complex engineering problems in | 68 | 8 | 30 | 3 | 3 | | | | | | | | | | 3 | 3 | 3 | | | |
| 13 | Your ability to apply your learning during B.Tech for formulating, design & develop solutions during project development. | 53 | 30 | 23 | 3 | | 3 | | | | | | | | | 3 | 3 | | 3 | | |
| 14 | Your ability to use research-based knowledge and research methods including design of experiments, analysis and interpretation of data, and synthesis of the information to provide valid | 61 | 30 | 22 | | | | | 3 | 3 | | | | | | 3 | | 3 | | | |
| 15 | Your ability to adapt newer & latest technologies | 84 | 7 | 15 | | | | | | 3 | | | | | | 3 | | 3 | | | |
| 16 | How do you rate your current skills | 68 | 30 | 8 | | | | | | 3 | | | | | | 3 | | | | 3 | |
| 17 | My ability to demonstrate ethical reasoning, moral maturity and a moral sense of mind in decision making, including academic integrity and social responsibility | 68 | 23 | 15 | | | | | | | | | | | | 3 | 3 | | | | |
| 18 | Your level of understand the impact of the professional engineering solutions in societal and environmental contexts, and demonstrate the knowledge of, and need for sustainable | 68 | 15 | 23 | | | | | | | | | | | | 3 | | | | | 3 |
| 19 | My ability to work together in a respectful and collaborative manner with team members to complete | 69 | 30 | 7 | | | | | | | | | | | | 3 | | 3 | | 3 | |
| 20 | Your ability to present yourself in professional environment & | 68 | 8 | 30 | | | | | | | | | | | | 3 | | | | 3 | |
| 21 | Your ability to engage in independent and life-long learning in the broadest context of technological | 53 | 30 | 23 | | | | | | | | | | | | 3 | | | | 3 | |
| 22 | My ability to demonstrate personal organization, accountability and time management | 73 | 15 | 15 | | | | | | | | | | | | 3 | | | | | |
| 23 | My ability to demonstrate leadership, including giving direction and guidance to others, as well as strategic | 68 | 23 | 15 | | | | | | | | | | | | 3 | 3 | | | 3 | |
| Average | | | | | 3 | 2.5 | 2.38 | 2.5 | 2.75 | 2.66 | 2.75 | 3 | 3 | 3 | 3 | 2.66 | 2.5 | 2.66 | 2.77 | 2.7 | |


 Director
 IMS Engineering College
 Ghaziabad

Sample Size=106

| Sr. No. | Questions | Ranking | | | | |
|---------|--|-----------|-----------|------|---------|------------|
| | | Excellent | Very Good | Good | Average | No opinion |
| 1 | My ability to gather and analyze evidence, ask in depth questions, and make informed conclusions and | 0 | 45 | 53 | 8 | 0 |
| 2 | My ability to identify and solve problems, including evaluating alternatives and articulating reasoning | 8 | 30 | 53 | 15 | 0 |
| 3 | My ability to think creatively, initiate change and take intellectual risks | 8 | 38 | 37 | 15 | 8 |
| 4 | My ability to integrate existing knowledge across disciplinary boundaries, and to evaluate the limits of my own knowledge | 8 | 53 | 15 | 23 | 7 |
| 5 | My ability to identify, critically evaluate and use information effectively from a variety of resources and formats | 15 | 53 | 15 | 23 | 0 |
| 6 | My ability to interpret, use, and communicate numerical data and quantitative evidence | 15 | 70 | 7 | 7 | 7 |
| 7 | My ability to select and use appropriate technology to enhance and manage the communication of knowledge | 8 | 61 | 23 | 8 | 6 |
| 8 | My ability to find, interpret, evaluate, use and create images and visual media | 8 | 23 | 53 | 15 | 7 |
| 9 | My ability to demonstrate intercultural knowledge, and to interact effectively in a variety of cultural contexts | 8 | 30 | 50 | 15 | 3 |
| 10 | My ability to present information clearly and effectively (oral communication) | 8 | 61 | 21 | 8 | 8 |
| 11 | My ability to write clearly and effectively (written communication) | 15 | 53 | 20 | 15 | 3 |
| 12 | Your Apply the knowledge of mathematics, science, engineering fundamentals, and an engineering specialization to the solution of | 7 | 61 | 8 | 30 | 0 |
| 13 | Your ability to apply your learning during B.Tech for formulating, design & develop solutions during project | 15 | 38 | 30 | 15 | 8 |
| 14 | Your ability to use research-based knowledge and research methods including design of experiments | 8 | 53 | 30 | 15 | 2 |
| 15 | Your ability to adapt newer & latest technologies | 38 | 46 | 7 | 15 | 0 |

| | | | | | | |
|----|---|----|----|----|----|---|
| 16 | How do you rate your current skills | 15 | 53 | 30 | 8 | 0 |
| 17 | My ability to demonstrate ethical reasoning, moral maturity and a moral sense of mind in decision making, | 15 | 53 | 23 | 15 | 0 |
| 18 | Your level of understand the impact of the professional engineering solutions in societal and environmental contexts. | 15 | 53 | 15 | 23 | 0 |
| 19 | My ability to work together in a respectful and collaborative manner with team members to complete tasks | 46 | 23 | 30 | 7 | 0 |
| 20 | Your ability to present yourself in professional environment & communicate effectively. | 30 | 38 | 8 | 30 | 0 |
| 21 | Your ability to engage in independent and life-long learning in the broadest context of technological change | 23 | 30 | 30 | 15 | 8 |
| 22 | My ability to demonstrate personal organization, accountability and time management | 30 | 46 | 15 | 15 | |
| 23 | My ability to demonstrate leadership, including giving direction and guidance to others, as well as strategic visioning | 15 | 53 | 23 | 8 | 7 |

What I learned in the graduate program was relevant to my:

| | | | | | | |
|---|--------------------------|----|----|----|---|---|
| 1 | Personal Development | 23 | 68 | 15 | 0 | 0 |
| 2 | Academic Development | 30 | 53 | 15 | 8 | 0 |
| 3 | Professional Development | 23 | 53 | 30 | 0 | 0 |

Director
IMS Engineering College
Ghaziabad

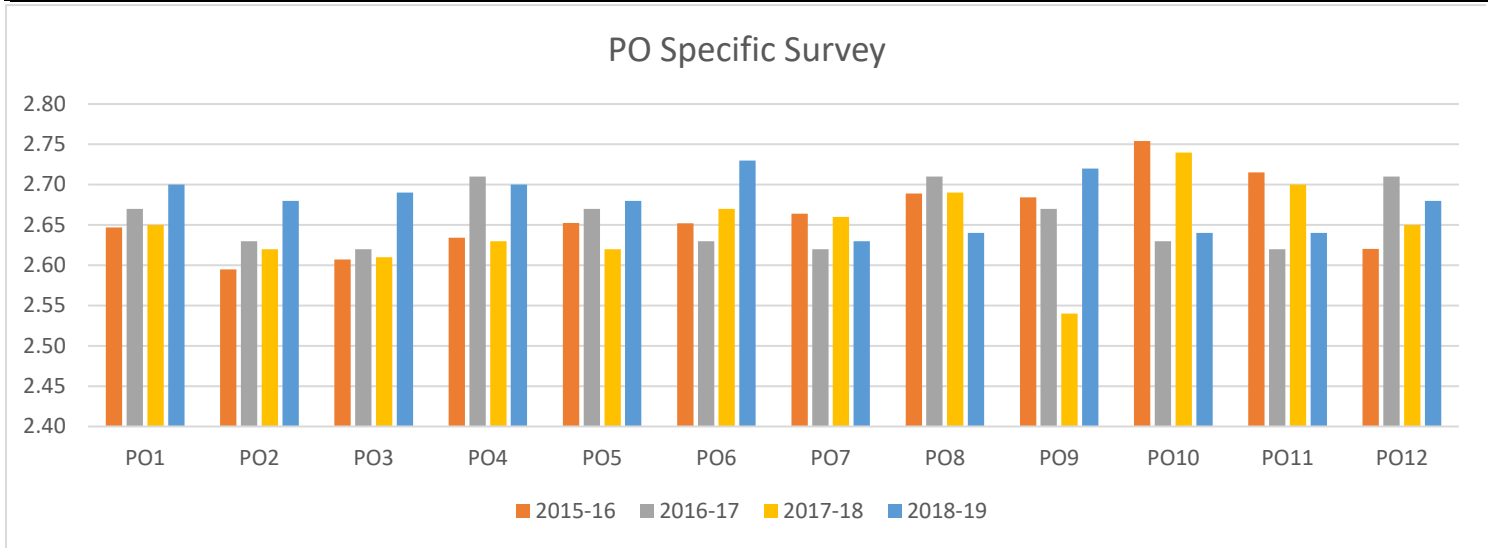
PO & PSO Specific Survey

| Questions | PO/PSO | 2018-19 | 2018-19 | 2017-18 | 2017-18 | 2016-17 | 2016-17 |
|---|--------|---------|---------------|---------|---------------|---------|---------------|
| Have you learned the fundamental principles of the major areas of mathematics and sciences in your courses? | PO1 | 2.5024 | 2.5220 | 2.4709 | 2.4656 | 2.4737 | 2.4825 |
| Have you applied knowledge of mathematics, science and engineering / computing, fundamentals in solving Engineering problems in your study? | PO1 | 2.5415 | | 2.4603 | | 2.4912 | |
| Are you able to apply engineering knowledge to design experiments,analyze, and interpret data to obtain valid conclusions? | PO2 | 2.4341 | 2.4512 | 2.3175 | 2.3519 | 2.3743 | 2.3860 |
| How comfortable are you in identifying and designing an appropriate solution for an engineering problem? | PO2 | 2.4683 | | 2.3862 | | 2.3977 | |
| Are you able to apply engineering knowledge to design experiments,analyze, and interpret data to obtain valid conclusions? | PO3 | 2.4683 | 2.4683 | 2.3862 | 2.3862 | 2.3684 | 2.3728 |
| Given a new tool or environment, how comfortable are you to utilize and develop with it? | PO4 | 2.4732 | 2.4732 | 2.3968 | 2.3968 | 2.4152 | 2.4142 |
| Are you able to apply reasoning informed by the contextual knowledge to assess societal, health, safety, legal and cultural issues to the professional engineering practice. | PO5 | 2.5171 | 2.5171 | 2.4339 | 2.4339 | 2.4561 | 2.4556 |
| Are you able to demonstrate you knowledge in society/organization/project group etc. | PO6 | 2.5659 | 2.5659 | 2.5450 | 2.5450 | 2.4912 | 2.4852 |
| Are you participated in NGO activities or any external social welfares association during the college | PO7 | 2.3366 | 2.3366 | 1.9048 | 1.9048 | 1.8713 | 1.8698 |
| How frequently are you able to function effectively on terms to accomplish a common goal? | PO8 | 2.4878 | 2.4878 | 2.4392 | 2.4392 | 2.4386 | 2.4379 |
| Are you able to work effectively in multidisciplinary teams? | PO9 | 2.5805 | 2.5805 | 2.5291 | 2.5291 | 2.5263 | 2.5266 |
| How far you have developed the ability to communicate effectively ,write precise reports and design documentation applying the engineering knowledge? | PO10 | 2.4780 | 2.4780 | 2.3915 | 2.3915 | 2.3743 | 2.3787 |
| How well you prepare a specific time line and sequence of activities and use them manage the overall project to ensure its timely completion ? | PO11 | 2.4293 | 2.4293 | 2.3598 | 2.3598 | 2.3392 | 2.3432 |
| Recognize the need for, and have the preparation and ability to engage in independent and life-long learning in the broadest context of technological change. | PO12 | 2.4244 | 2.4244 | 2.2963 | 2.2963 | 2.3392 | 2.3373 |
| Are you able to learn to demonstrate the basic understanding of Computer Science & Engineering fundamentals, programming, and professional/social ethics and apply mathematical foundations to design & solve computational problems. | PSO1 | 2.5415 | 2.5415 | 2.4974 | 2.4974 | 2.5088 | 2.5089 |
| Are you able to learn to apply analysis, design,development, testing & management principles inthe development of computational solutions & software systems; and work in team. | PSO2 | 2.4829 | 2.4829 | 2.3968 | 2.3968 | 2.3860 | 2.3905 |
| Have you learned some value addition and technical expertise on latest industry specific skills through self learning & training, good communication skills | PSO3 | 2.4878 | 2.4878 | 2.3439 | 2.3439 | 2.3860 | 2.3846 |
| Have you inspired for life long learning to do well in their professional careers with good moral values & ethics. | PSO4 | 2.6829 | 2.6829 | 2.6243 | 2.6243 | 2.6455 | 2.6450 |

PO & PSO Specific Survey

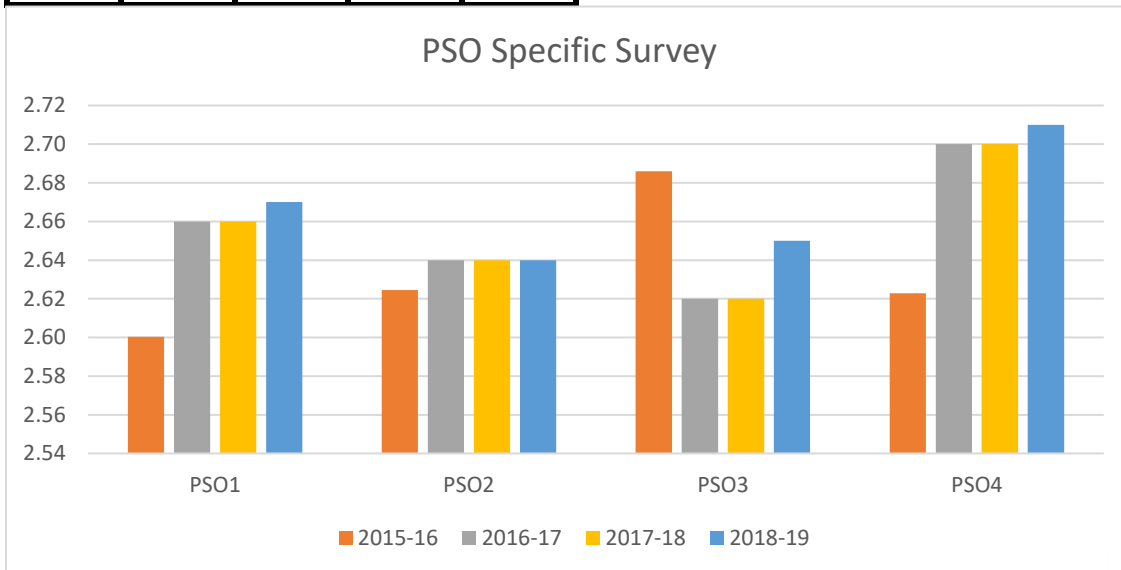
PO

| | PO1 | PO2 | PO3 | PO4 | PO5 | PO6 | PO7 | PO8 | PO9 | PO10 | PO11 | PO12 |
|----------------|------|------|------|------|------|------|------|------|------|------|------|------|
| 2015-16 | 2.65 | 2.59 | 2.61 | 2.63 | 2.65 | 2.65 | 2.66 | 2.69 | 2.68 | 2.75 | 2.72 | 2.62 |
| 2016-17 | 2.67 | 2.63 | 2.62 | 2.71 | 2.67 | 2.63 | 2.62 | 2.71 | 2.67 | 2.63 | 2.62 | 2.71 |
| 2017-18 | 2.65 | 2.62 | 2.61 | 2.63 | 2.62 | 2.67 | 2.66 | 2.69 | 2.54 | 2.74 | 2.7 | 2.65 |
| 2018-19 | 2.7 | 2.68 | 2.69 | 2.7 | 2.68 | 2.73 | 2.63 | 2.64 | 2.72 | 2.64 | 2.64 | 2.68 |



PSO

| | PSO1 | PSO2 | PSO3 | PSO4 |
|----------------|------|------|------|------|
| 2015-16 | 2.60 | 2.62 | 2.69 | 2.62 |
| 2016-17 | 2.66 | 2.64 | 2.62 | 2.70 |
| 2017-18 | 2.66 | 2.64 | 2.62 | 2.70 |
| 2018-19 | 2.67 | 2.64 | 2.65 | 2.71 |




 Director
 IMS Engineering College
 Ghaziabad

Recruiter Feedback

Name of Company: Hettich India Pvt

Date of Visit: 13/7/18

Discipline covered:

A.

1) Do IMSEC students met your Expectations:- Yes/No ≡ Satisfactory

2) How do you rate technical knowledge of our students:-

Very Good/Good/Average/Poor

3) What improvement you suggest in our students:-

a) Technical

1. Need to brush up more

2.

3.

b) Non Technical

1. PD need to be improved

2.


3.


4) What are your specific suggestions and what are the areas faculty should emphasis more in class:

a)

b)

c)


(Dr. Sharma)


Director
IMS Engineering College
Ghaziabad

5) How do you rank their Employability:

~~Very~~ Good/Good/Average/Poor

6) Our Students already working in your organization:- ~~Yes~~/No

(If Yes) Please provide your valuable inputs/suggestion/observation of our alumni already working:-

1)

2)

3)

B.

1) How do you rate our TPO in terms of responsiveness, courtesy and co-ordination with your organization:-

~~Very~~ Good/Good/Average/Poor

2) How do you rate our administrative arrangement, logistic and hospitality:-

~~Very~~ Good/Good/Average/Poor

3) Any other Feedback about our college infrastructure, facilities, labs etc.

HEAD - HR
(Name & Designation of Recruiter)

P. K. Singh
Director
IMS Engineering College
Ghaziabad

Recruiter Feedback

Name of Company: Zopper

Date of Visit: 10/1/18

Discipline covered: CS/IT/ECE/EN/ME/CE

A.

1) Do IMSEC students meet your Expectations: - Yes/No

2) How do you rate technical knowledge of our students:-

Very Good/Good/Average/Poor

3) What improvement you suggest in our students:-

a) Technical

1. Basic knowledge.

2.

3.

b) Non Technical

1. Improve Commⁿ skill

2.

3.

4) What are your specific suggestions and what are the areas faculty should emphasis more in class:

a) Provide deep knowledge of project:

b)

c)

P. ...
Director
IMS Engineering College
Ghaziabad

5) How do you rank their Employability?

Very Good/Good/Average/Poor

6) Our Students already working in your organization:- Yes/No

(If Yes) Please provide your valuable inputs/suggestion/observation of our alumni already working:-

1).....

2).....

3).....

B.

1) How do you rate our TPO in terms of responsiveness, courtesy and co-ordination with your organization:-

Very Good/Good/Average/Poor

2) How do you rate our administrative arrangement, logistic and hospitality:-

Very Good/Good/Average/Poor

3) Any other Feedback about our college infrastructure, facilities, labs etc.

Shubhy (HR)
(Name & Designation of Recruiter)

P. Prasad
Director
IMS Engineering College
Ghaziabad

Recruiter Feedback

Name of Company: Hexaview Technology

Date of Visit: 22-Feb-2018

Discipline covered: MBA

A.

1) Do IMSEC students meet your Expectations: - Yes/ No

2) How do you rate technical knowledge of our students:-

Very Good/ Good/ Average/ Poor

3) What improvement you suggest in our students:-

a) Technical

1. Improve Basics

2. Do Certification

3.

b) Non Technical

1. Good Communication skills

2. Should be confident, body language

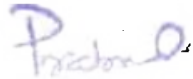
3. Goal should be clear

4) What are your specific suggestions and what are the areas faculty should emphasis more in class:

a) More practice of GD's

b)

c)


Director
IMS Engineering College
Ghaziabad

5) How do you rank their Employability?

Very Good/Good/Average/Poor

6) Our Students already working in your organization:- Yes/No

(If Yes) Please provide your valuable inputs/suggestion/observation of our alumni already working:-

1) Good

2)

3)

B.

1) How do you rate our TPO in terms of responsiveness, courtesy and co-ordination with your organization:-

Very Good/Good/Average/Poor

2) How do you rate our administrative arrangement, logistic and hospitality:-

Very Good/Good/Average/Poor

3) Any other Feedback about our college infrastructure, facilities, labs etc.

Monika (HR) [Signature]
(Name & Designation of Recruiter)

[Signature]
Director
IMS Engineering College
Ghaziabad

Recruiter Feedback

Name of Company: Digital India

Date of Visit: 10/04/18

Discipline covered: EN/EC

A.

1) Do IMSEC students met your Expectations:- Yes/No ✓

2) How do you rate technical knowledge of our students:-

Very Good/Good/Average/Poor ✓

3) What improvement you suggest in our students:-

a) Technical

1. should have knowledge of core subjects

2. required more practical exposure

3.

b) Non Technical

1. should have more communication skill

2. improve PD

3. improve body language.

4) What are your specific suggestions and what are the areas faculty should emphasis more in class:

a) Faculty should take practical oriented class.

b)

c)

P. Sharma
Director
IMS Engineering College
Ghaziabad

5) How do you rank their Employability?

Very Good/[✓]Good/Average/Poor

6) Our Students already working in your organization:- [✓]Yes/No

(If Yes) Please provide your valuable inputs/suggestion/observation of our alumni already working:-

1)..... *good*

2).....

3).....

B.


1) How do you rate our TPO in terms of responsiveness, courtesy and co-ordination with your organization:-

Very Good/[✓]Good/Average/Poor

2) How do you rate our administrative arrangement, logistic and hospitality:-

Very Good/[✓]Good/Average/Poor

3) Any other Feedback about our college infrastructure, facilities, labs etc. /



(Name & Designation of Recruiter)

P. Prasad
Director
IMS Engineering College
Ghaziabad

Recruiter Feedback

Name of Company: RECOM INFOTECH

Date of Visit: 28/21/2018

Discipline covered: EC/EH

A.

1) Do IMSEC students meet your Expectations: - Yes/No

2) How do you rate technical knowledge of our students:-

Very Good/Good/Average/Poor

3) What improvement you suggest in our students:-

a) Technical

1. work on basics
2. Do some extra function
3. go for practical side also

b) Non Technical

1. should have Analytical thinking
2. Body language
3. Goal should be clear

4) What are your specific suggestions and what are the areas faculty should emphasis more in class:

a) Prepore students as per company requirement -

b) work on practical skills.

c)

P. Prasad
Director
IMS Engineering College
Ghaziabad

5) How do you rank their Employability?

Very Good/Good/Average/Poor

6) Our Students already working in your organization:- Yes/No

(If Yes) Please provide your valuable inputs/suggestion/observation of our alumni already working:-

1)..... *good*

2).....

3).....

B.

1) How do you rate our TPO in terms of responsiveness, courtesy and co-ordination with your organization:-

Very Good/Good/Average/Poor

2) How do you rate our administrative arrangement, logistic and hospitality:-

Very Good/Good/Average/Poor

3) Any other Feedback about our college infrastructure, facilities, labs etc.

Nashir
(Name & Designation of Recruiter)
(Harendra Kumar)
(HR)

P. Prasad
Director
IMS Engineering College
Ghaziabad

Recruiter Feedback

Name of Company: Xavient Digital

Date of Visit: 8 May 2018

Discipline covered: CS/I.T./EC/EN/ME

A.

1) Do IMSEC students meet your Expectations: - Yes/No

2) How do you rate technical knowledge of our students:-

Very Good/Good/Average/Poor

3) What improvement you suggest in our students:-

a) Technical

1. learn advance language (e.g. Python, etc.)
2. MOC Courses (Courses of E&ECT Kampus)
3. learn PLC & SCADA

b) Non Technical


1. Improve communication skill
2. Practice of English speaking
3. Quantitative aptitude practice

4) What are your specific suggestions and what are the areas faculty should emphasis more in class:

a) Extra knowledge about practicality & Do project

b) Encourage them to do extra curricular activities

c) Give them conceptual knowledge about course to become more competitive


Director
IMS Engineering College
Ghaziabad

5) How do you rank their Employability:

Very Good/Good/Average/Poor

6) Our Students already working in your organization:- Yes/No

(If Yes) Please provide your valuable inputs/suggestion/observation of our alumni already working:-

1)

2)

3)

B.


1) How do you rate our TPO in terms of responsiveness, courtesy and co-ordination with your organization:-

Very Good/Good/Average/Poor


2) How do you rate our administrative arrangement, logistic and hospitality:-

Very Good/Good/Average/Poor

3) Any other Feedback about our college infrastructure, facilities, labs etc.

Rohit (HR) 

(Name & Designation of Recruiter)


Director
IMS Engineering College
Ghaziabad

Recruiter Feedback

Name of Company: HiPad Technology

Date of Visit: June 25, 2018

Discipline covered: EC/EN

A.

1) Do IMSEC students meet your Expectations: - Yes/ No

2) How do you rate technical knowledge of our students:-

Very Good/ Good/ Average/ Poor

3) What improvement you suggest in our students:-

a) Technical

1. Should brush-up basics of core subjects.
2. Require more technical knowledge.
3.

b) Non Technical


1. Work on communication skills.
2. Improve body language
3.

4) What are your specific suggestions and what are the areas faculty should emphasis more in class:

a)

b)

c)


Director
IMS Engineering College
Ghaziabad

5) How do you rank their Employability?

Very Good/ Good/ Average/ Poor

6) Our Students already working in your organization:- Yes/No

(If Yes) Please provide your valuable inputs/suggestion/observation of our alumni already working:-

1).....

2).....

3).....

B.

1) How do you rate our TPO in terms of responsiveness, courtesy and co-ordination with your organization:-

Very Good/ Good/ Average/ Poor

2) How do you rate our administrative arrangement, logistic and hospitality:-

Very Good/ Good/ Average/ Poor

3) Any other Feedback about our college infrastructure, facilities, labs etc.

Pankaj (HR)
(Name & Designation of Recruiter)

Director
IMS Engineering College
Ghaziabad

Recruiter Feedback

Name of Company: Nucleus Software

Date of Visit: 28th February 2018

Discipline covered: CS/IT/EC/EN/ME

A.

1) Do IMSEC students meet your Expectations: - Yes/No Yes No

2) How do you rate technical knowledge of our students:-

Very Good Good Average Poor

3) What improvement you suggest in our students:-

a) Technical

1. They must be updated about recent technologies.
2. They must follow good study materials.
3. Must have strong fundamentals of C, C++ or have some certification.

b) Non Technical

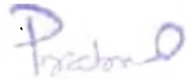
1. They must have excellent comm skill.
2. Interpersonal skill.
3. Must be in proper uniform/dress.

4) What are your specific suggestions and what are the areas faculty should emphasis more in class:

a) ~~Old~~ New technologies must be introduced.

b) Paper programming of languages in labs must be done.

c)


Director
IMS Engineering College
Ghaziabad

5) How do you rank their Employability:

Very Good/Good/Average/Poor

6) Our Students already working in your organization:- Yes/No

(If Yes) Please provide your valuable inputs/suggestion/observation of our alumni already working:-

1)

2)

3)

B.

1) How do you rate our TPO in terms of responsiveness, courtesy and co-ordination with your organization:-

Very Good/Good/Average/Poor

2) How do you rate our administrative arrangement, logistic and hospitality:-

Very Good/Good/Average/Poor

3) Any other Feedback about our college infrastructure, facilities, labs etc.

(Name & Designation of Recruiter)

(Priyanka W)

Priyanka W
Director
IMS Engineering College
Ghaziabad

Recruiter Feedback

Name of Company: Acxiom

Date of Visit: 12/10/2017

Discipline covered: CS/IT/MBA

A.

1) Do IMSEC students meet your Expectations: - Yes/No

2) How do you rate technical knowledge of our students:-
Very Good/ Good/Average/Poor

3) What improvement you suggest in our students:-

- a) Technical
1. Imp skills
 - 2.....
 - 3.....

- b) Non Technical
1. Comm skills
 - 2.....
 - 3.....

4) What are your specific suggestions and what are the areas faculty should emphasis more in class:

- a) Simplex should be given in practical scale
- b).....
- c).....

P. Prasad
Director
IMS Engineering College
Ghaziabad

5) How do you rank their Employability?

Very Good/Good/Average/Poor

6) Our Students already working in your organization:- Yes/No

(If Yes) Please provide your valuable inputs/suggestion/observation of our alumni already working:-

1)..... Good

2).....

3).....

B.

1) How do you rate our TPO in terms of responsiveness, courtesy and co-ordination with your organization:-

Very Good/Good/Average/Poor

2) How do you rate our administrative arrangement, logistic and hospitality:-

Very Good/Good/Average/Poor

3) Any other Feedback about our college infrastructure, facilities, labs etc.

V. Joshi
(Name & Designation of Recruiter)
(Vibha Joshi)
(HR).

P. Joshi
Director
IMS Engineering College
Ghaziabad

Recruiter Feedback

Name of Company: Joyal Group

Date of Visit: 28/9/17

Discipline covered: CS, IT

A.

1) Do IMSEC students meet your Expectations: - Yes/No

2) How do you rate technical knowledge of our students:-

Very Good/Good/Average/Poor

3) What improvement you suggest in our students:-

a) Technical

1. Do expertise in any one lay.
2. Do certification
3. -

b) Non Technical

1. Work on I.D
2. Analytical skills
3. Body language

4) What are your specific suggestions and what are the areas faculty should emphasis more in class:

a) Emphasis should be given on final yr project

b) -

c) -

[Signature]
28/9/17

[Signature]
Director
IMS Engineering College
Ghaziabad

5) How do you rank their Employability?

Very Good/Good/Average/Poor

6) Our Students already working in your organization:- Yes/No

(If Yes) Please provide your valuable inputs/suggestion/observation of our alumni already working:-

1).....

2).....

3).....

B.

1) How do you rate our TPO in terms of responsiveness, courtesy and co-ordination with your organization:-

Very Good/Good/Average/Poor

2) How do you rate our administrative arrangement, logistic and hospitality:-

Very Good/Good/Average/Poor

3) Any other Feedback about our college infrastructure, facilities, labs etc.

P. S. Singh - (HR)
(Name & Designation of Recruiter)

P. S. Singh
Director
IMS Engineering College
Ghaziabad

Recruiter Feedback

Name of Company: SOLE STAR

Date of Visit: 1st Dec 2017

Discipline covered: All

A.

1) Do IMSEC students met your Expectations:- Yes/No

2) How do you rate technical knowledge of our students:-

Very Good/Good/Average/Poor

3) What improvement you suggest in our students:-

a) Technical

1. Work hard on Lang.

2.

3.

b) Non Technical

1. Improve Commⁿ skill

2. Improve Aptitude skill

3.

4) What are your specific suggestions and what are the areas faculty should emphasis more in class:

a) Req. practical knowledge

b)

c)

P. Prasad
Director
IMS Engineering College
Ghaziabad

5) How do you rank their Employability:

Very Good/Good/Average/Poor

6) Our Students already working in your organization:- Yes/No

(If Yes) Please provide your valuable inputs/suggestion/observation of our alumni already working:-

1)

2)

3)

B.

1) How do you rate our TPO in terms of responsiveness, courtesy and co-ordination with your organization:-

Very Good/Good/Average/Poor

2) How do you rate our administrative arrangement, logistic and hospitality:-

Very Good/Good/Average/Poor

3) Any other Feedback about our college infrastructure, facilities, labs etc.

Asif
(Name & Designation of Recruiter)

P. Prasad
Director
IMS Engineering College
Ghaziabad

Recruiter Feedback

Name of Company: *Ginger web*

Date of Visit: *22/11/2017*

Discipline covered: *CS/IT/MBA*

A.

1) Do IMSEC students meet your Expectations: - Yes/No

2) How do you rate technical knowledge of our students:-
Very Good/ Good/Average/Poor

3) What improvement you suggest in our students:-

a) Technical
1. *Basic Knowledge on Technology*
2.....
3.....

b) Non Technical
1. *com skills, PD*
2.....
3.....

4) What are your specific suggestions and what are the areas faculty should emphasis more in class:

a) *Technical basics & confidence to boost up*
b).....
c).....

P. Prasad
Director
IMS Engineering College
Ghaziabad

5) How do you rank their Employability?

Very Good/Good/Average/Poor

6) Our Students already working in your organization:- Yes/No

(If Yes) Please provide your valuable inputs/suggestion/observation of our alumni already working:-

1).....

2).....

3).....

B.

1) How do you rate our TPO in terms of responsiveness, courtesy and co-ordination with your organization:-

Very Good/Good/Average/Poor

2) How do you rate our administrative arrangement, logistic and hospitality:-

Very Good/Good/Average/Poor

3) Any other Feedback about our college infrastructure, facilities, labs etc.

Manisha
HR

(Name & Designation of Recruiter)

P. Prasad
Director
IMS Engineering College
Ghaziabad

Recruiter Feedback

Name of Company: Interlynx Digital Solutions

Date of Visit: 26 April 2017

Discipline covered: All Branches

A.

1) Do IMSEC students met your Expectations:- Yes/ No

2) How do you rate technical knowledge of our students:-

Very Good/ Good/ Average/ Poor

3) What improvement you suggest in our students:-

a) Technical

1. Basics

2. Should be perfect in any one subject

3.

b) Non Technical

1. Comm.

2. Body language

3.

4) What are your specific suggestions and what are the areas faculty should emphasis more in class:

a) Do practice

b)

c)

P. Prasad
Director
IMS Engineering College
Ghaziabad

5) How do you rank their Employability?

Very Good/Good/Average/Poor

6) Our Students already working in your organization:- Yes/No

(If Yes) Please provide your valuable inputs/suggestion/observation of our alumni already working:-

1) Good

2)

3)

B.


1) How do you rate our TPO in terms of responsiveness, courtesy and co-ordination with your organization:-


Very Good/Good/Average/Poor

2) How do you rate our administrative arrangement, logistic and hospitality:-

Very Good/Good/Average/Poor

3) Any other Feedback about our college infrastructure, facilities, labs etc.


(Name & Designation of Recruiter)


Director
IMS Engineering College
Ghaziabad

Recruiter Feedback

Name of Company: CPM India

Date of Visit: 15 Nov. 2017

Discipline covered: RT & MBA

A.

1) Do IMSEC students met your Expectations:- Yes/No

2) How do you rate technical knowledge of our students:-

Very Good/Good/Average/Poor

3) What improvement you suggest in our students:-

a) Technical

1. Basic Logics should be clear
2. Subject knowledge
3.

b) Non Technical

1. Should be in proper Dressup
2. Impress P.D.
3.

4) What are your specific suggestions and what are the areas faculty should emphasis more in class:

a) work on practical skills

b)

c)

P. Prasad
Director
IMS Engineering College
Ghaziabad

5) How do you rank their Employability?

Very Good/Good/Average/Poor

6) Our Students already working in your organization:- Yes/No

(If Yes) Please provide your valuable inputs/suggestion/observation of our alumni already working:-

1).....

2).....

3).....

B.

1) How do you rate our TPO in terms of responsiveness, courtesy and co-ordination with your organization:-

Very Good/Good/Average/Poor

2) How do you rate our administrative arrangement, logistic and hospitality:-

Very Good/Good/Average/Poor

3) Any other Feedback about our college infrastructure, facilities, labs etc.

(Handwritten signature)

(Name & Designation of Recruiter)

(hr)

(Handwritten signature)
Director
IMS Engineering College
Ghaziabad

Recruiter Feedback

Name of Company: Health Watch

Date of Visit: 11/12/17

Discipline covered: BT

A.

1) Do IMSEC students met your Expectations:- Yes/No

2) How do you rate technical knowledge of our students:-

Very Good/Good/Average/Poor

3) What improvement you suggest in our students:-

a) Technical

1. Subject knowledge

2.

3.

b) Non Technical

1. Commⁿ skill

2.

3.

4) What are your specific suggestions and what are the areas faculty should emphasis more in class:

a) Work on overall personaly development of students

b)

c)


Director
IMS Engineering College
Ghaziabad

5) How do you rank their Employability?

Very Good/[✓]Good/Average/Poor

6) Our Students already working in your organization:- Yes/No

(If Yes) Please provide your valuable inputs/suggestion/observation of our alumni already working:-

1).....

2).....

3).....

B.

1) How do you rate our TPO in terms of responsiveness, courtesy and co-ordination with your organization:-

Very Good/[✓]Good/Average/Poor

2) How do you rate our administrative arrangement, logistic and hospitality:-

Very Good/[✓]Good/Average/Poor

3) Any other Feedback about our college infrastructure, facilities, labs etc.

Parbhakar
(Name & Designation of Recruiter)

P. Prasad
Director
IMS Engineering College
Ghaziabad

Recruiter Feedback

Name of Company: Mankind Helms

Date of Visit: 13 Nov 2017

Discipline covered: BT & MBA

A.

1) Do IMSEC students met your Expectations:- Yes/No

2) How do you rate technical knowledge of our students:-

Very Good/ Good/Average/Poor

3) What improvement you suggest in our students:-

a) Technical

1. Need to brush up Basics
2. More on practical skills.
3.

b) Non Technical

1. Body Language
2. Goal should be clear.
3.

4) What are your specific suggestions and what are the areas faculty should emphasis more in class:

a) Prepare students as per company standards

b)

c)

P. Prasad
Director
IMS Engineering College
Ghaziabad

5) How do you rank their Employability?

Very Good/Good/Average/Poor

6) Our Students already working in your organization:- Yes/No

(If Yes) Please provide your valuable inputs/suggestion/observation of our alumni already working:-

1).....

2).....

3).....

B.

1) How do you rate our TPO in terms of responsiveness, courtesy and co-ordination with your organization:-

Very Good/Good/Average/Poor

2) How do you rate our administrative arrangement, logistic and hospitality:-

Very Good/Good/Average/Poor

3) Any other Feedback about our college infrastructure, facilities, labs etc.

(Name & Designation of Recruiter)

(HR Manager)

P. Prasad
Director
IMS Engineering College
Ghaziabad

Recruiter Feedback

Name of Company: Mobilizeon

Date of Visit: 10/10/17

Discipline covered: C.S./IT/MBA

A.

1) Do IMSEC students meet your Expectations: - Yes/No

2) How do you rate technical knowledge of our students:-

Very Good/Good/Average/Poor

3) What improvement you suggest in our students:-

a) Technical

1. Need to improve more
2. Learn/Do advance courses
3. Do certification

b) Non Technical

1. Work on Commⁿ Skills
2. Group should be clear
3. Properly dressup

4) What are your specific suggestions and what are the areas faculty should emphasis more in class:

a) Provide deep knowledge

b) Provide practical exposure

c)

P. Prasad
Director
IMS Engineering College
Ghaziabad

5) How do you rank their Employability?

Very Good/Good/Average/Poor

6) Our Students already working in your organization:- Yes/No

(If Yes) Please provide your valuable inputs/suggestion/observation of our alumni already working:-

1).....

2).....

3).....

B.


1) How do you rate our TPO in terms of responsiveness, courtesy and co-ordination with your organization:-


Very Good/Good/Average/Poor

2) How do you rate our administrative arrangement, logistic and hospitality:-

Very Good/Good/Average/Poor

3) Any other Feedback about our college infrastructure, facilities, labs etc.


(Name & Designation of Recruiter)


Director
IMS Engineering College
Ghaziabad